

Global Journal of Engineering and Technology [GJET].
ISSN: **2583-3359** (Online)
Frequency: Monthly
Published By GSAR Publishers
Journal Homepage Link- https://gsarpublishers.com/journal-gjet-home/

Developing Proactive Quality Assurance Architectures for SAP Manufacturing Through Advanced Defect Prediction, Statistical Process Intelligence, and Machine Learning-Enabled Production Analytics

By

Rajendra Asuri

Senior SAP BTP consultant

Article History

Received: 10/09/2025
Accepted: 21/09/2025
Published: 29/09/2025

Vol – 5 Issue – 9

PP: - 28-45

Abstract

Manufacturing quality assurance remains a critical challenge for enterprises seeking to reduce defects, maintain process consistency, and improve production reliability across SAP-integrated environments. This study examines how machine learning and predictive analytics can strengthen proactive quality management by identifying defect patterns, detecting process deviations, and supporting timely corrective decisions. The research problem concerns the limitations of conventional inspection methods, which often identify quality failures after production losses or material waste have occurred. A quantitative research approach is proposed, combining historical production records, inspection results, process parameters, and equipment data to develop predictive models for defect classification and quality risk assessment. Model evaluation considers predictive accuracy, precision, recall, false alarm rates, and interpretability to establish operational suitability. The proposed framework integrates machine learning outputs with SAP manufacturing workflows, enabling earlier intervention, improved traceability, and more consistent quality decisions. Its principal innovation lies in connecting predictive intelligence with established enterprise quality processes rather than treating defect prediction as an isolated analytical activity. The findings framework emphasizes the potential to reduce scrap, strengthen process control, improve resource utilization, and support evidence-based decision-making, subject to data quality and validation requirements. The study contributes a practical architecture for manufacturing analytics and an academic foundation for evaluating predictive quality systems within enterprise resource planning environments. Successful implementation requires reliable data integration, model governance, workforce collaboration, and continuous performance monitoring. Overall, the research positions machine learning-enabled quality assurance as a strategic capability for improving manufacturing resilience, product consistency, and operational excellence.

***Keywords*:** *Predictive Quality Management, SAP Manufacturing, Machine Learning, Defect Prediction, Statistical Process Control, Quality Assurance Architecture, Production Analytics, Predictive Analytics, Process Variability Analysis, Real-Time Quality Monitoring, Industrial Data Integration, SAP IoT, SAP Edge Services, SAP Digital Manufacturing, Predictive Asset Insights, SAP Asset Performance Management, SAP Industry 4.0, Defect Classification, Anomaly Detection, Manufacturing Intelligence, Quality Optimization*

1. INTRODUCTION

Manufacturing quality assurance has become a central determinant of production reliability, operational efficiency, and customer confidence in increasingly interconnected industrial environments. Manufacturers must maintain consistent product specifications while managing variations in raw materials, equipment conditions, production parameters, and operating practices. Conventional quality management approaches rely heavily on inspection records, predefined tolerances, and corrective action initiated after defects have occurred. Although these practices remain essential, they may not identify emerging quality risks early enough to prevent scrap, rework, production delays, and unnecessary resource consumption. Consequently, predictive quality management has gained importance as a means of anticipating process

*Corresponding Author: Rajendra Asuri

© Copyright 2025 GSAR Publishers All Rights Reserved

This work is licensed under a Creative Commons Attribution-NonCommercial 4.0 International License.

deviations and supporting timely, evidence-based manufacturing decisions.

Enterprise resource planning systems, particularly SAP manufacturing environments, provide an important foundation for connecting production operations with quality inspection, material management, equipment maintenance, and operational reporting. Manufacturing data generated through these processes can support a more comprehensive understanding of product quality and process performance. However, the practical value of this information depends on its consistency, accessibility, timeliness, and relationship to actual production conditions. Fragmented data structures, delayed inspection updates, inconsistent defect classifications, and limited integration between operational systems can restrict the effectiveness of conventional quality analysis. Establishing a reliable analytical foundation is therefore necessary for applying machine learning to manufacturing quality assurance in a meaningful and operationally sustainable manner.

Machine learning offers opportunities to identify complex relationships between production variables and defect outcomes that may remain difficult to detect through conventional inspection or statistical analysis alone. Classification algorithms can estimate defect likelihood, while anomaly detection methods can identify unusual operating patterns and deviations from established process behaviour. Statistical process control complements these capabilities by distinguishing routine variation from potential process instability. When combined, these methods can support earlier identification of quality risks and improve the prioritization of inspection and corrective actions. Nevertheless, predictive performance depends on representative training data, appropriate feature selection, consistent evaluation procedures, and careful interpretation of model outputs. Analytical sophistication alone does not guarantee improved manufacturing quality unless predictions are translated into practical operational decisions.

Despite these opportunities, a significant implementation gap remains between developing accurate defect prediction models and embedding their outputs into established enterprise quality workflows. Many analytical approaches concentrate on algorithm selection and classification accuracy without adequately addressing data integration, process ownership, alert management, model interpretability, and corrective action traceability. Manufacturing environments also present challenges involving imbalanced defect records, changing production conditions, differences between production lines, and the limited availability of confirmed failure cases. Models that perform well under controlled experimental conditions may consequently deliver inconsistent results when exposed to changing shop-floor conditions. This study addresses the need for a coordinated quality assurance architecture that combines predictive modelling, statistical process intelligence, and SAP-oriented operational integration within a unified framework.

The central research problem concerns the limited coordination between historical quality information, real-time or near-real-time production measurements, statistical process monitoring, and machine learning-based defect prediction. When these capabilities operate independently, manufacturers may receive fragmented indications of quality risk without a consistent mechanism for prioritizing interventions. The resulting delays can weaken preventive control and reduce the practical value of available manufacturing data. The motivation for this research is therefore to establish a systematic approach that connects data preparation, defect forecasting, process deviation detection, risk assessment, and corrective action support. Rather than treating predictive analytics as an isolated software capability, the study considers how analytical outputs can become part of routine quality management and continuous improvement activities.

The primary objective is to develop a proactive quality assurance architecture for SAP manufacturing that integrates advanced defect prediction, statistical process intelligence, and machine learning-enabled production analytics. The study seeks to identify relevant manufacturing data sources, establish an appropriate analytical workflow, and define evaluation procedures for assessing predictive reliability and operational suitability. It also examines how model outputs can be incorporated into quality monitoring, inspection prioritization, and corrective action processes. The principal research questions concern how manufacturing data can be organized to support reliable defect prediction, how statistical monitoring can complement machine learning, and which evaluation measures provide a balanced assessment of model performance. A further question considers how the proposed architecture can support practical implementation while maintaining traceability, interpretability, and consistency across manufacturing operations.

The significance of this study extends beyond the technical development of predictive models. From an industrial perspective, earlier recognition of quality risks may help reduce material waste, improve first-pass yield, strengthen process stability, and direct inspection resources towards higher-risk production conditions. Integration with SAP manufacturing workflows can also improve the continuity between production records, quality notifications, equipment information, and documented corrective actions. Technologies associated with SAP Digital Manufacturing, SAP IoT, and SAP Edge Services provide relevant integration contexts for connecting shop-floor information with enterprise applications and analytical services. Similarly, equipment-related quality indicators can inform maintenance-oriented assessments involving SAP Asset Performance Management and Predictive Asset Insights. These capabilities are considered within the broader manufacturing technology landscape, with their practical applicability depending on system configuration, data availability, and implementation scope.

The proposed research contributes an integrated perspective on predictive quality management by bringing together machine learning, statistical process control, enterprise data

*Corresponding Author: Rajendra Asuri
© Copyright 2025 GSAR Publishers All Rights Reserved

This work is licensed under a Creative Commons Attribution-NonCommercial 4.0 International License.

integration, and operational decision support. Its methodological contribution lies in defining an evaluation framework that considers precision, recall, F1-score, false alarm rates, and model stability rather than relying exclusively on overall classification accuracy. Its architectural contribution concerns the relationship between analytical outputs and established quality management processes, including risk escalation, human review, and corrective action verification. The framework also recognizes the importance of data governance, model monitoring, and periodic reassessment as production conditions change. These considerations establish a foundation for evaluating predictive quality systems in a manner that balances technical effectiveness with manufacturing practicality.

The remainder of the paper develops this research through a structured examination of existing approaches, the proposed architecture, the machine learning methodology, and the integration of statistical process intelligence with predictive monitoring. The evaluation section defines the measures required to compare predictive models against appropriate statistical or conventional baselines, while distinguishing verified experimental findings from anticipated operational benefits. Subsequent discussion addresses implementation requirements, industrial implications, limitations, and opportunities for further investigation. Through this progression, the study aims to establish a technically grounded and practically relevant approach to proactive quality assurance in SAP manufacturing environments, supporting more consistent defect prevention, informed production decisions, and sustained manufacturing quality improvement.

2. Literature Review and Research Gap

Predictive quality management has evolved from conventional inspection-based practices towards integrated analytical approaches that combine statistical process control, historical production analysis, and machine learning. Traditional quality management emphasizes product conformity, process capability, and the identification of assignable causes of variation through established statistical techniques. Control charts, capability indices, sampling procedures, and root cause analysis remain important because they provide interpretable methods for distinguishing routine process variation from conditions requiring investigation. However, these techniques generally depend on defined process assumptions, selected quality characteristics, and timely access to reliable measurements. Complex manufacturing environments frequently exhibit nonlinear relationships, interactions among operating variables, and changing production conditions that cannot always be represented adequately through isolated statistical indicators. Predictive quality management extends conventional practice by using historical and operational data to estimate emerging defect risks before inspection failures become widespread. This development does not eliminate traditional quality control; rather, it creates opportunities to combine established statistical reasoning with data-driven prediction and preventive intervention.

Statistical process control continues to provide a fundamental basis for evaluating manufacturing stability and identifying deviations from expected process behaviour. Control charts, cumulative monitoring procedures, and multivariate statistical techniques can reveal shifts in process means, changes in variability, and relationships among correlated production measurements. Their principal strength lies in providing structured evidence about process behaviour that can be communicated to engineers and quality practitioners. Nevertheless, practical limitations emerge when manufacturing processes contain high-dimensional measurements, multiple product variants, nonlinear operating relationships, or infrequent defect events. Conventional control limits may also become less informative when process distributions change or when observations exhibit serial dependence. Machine learning can complement statistical process control by examining broader feature combinations and identifying patterns associated with defective outcomes. However, statistical signals and predictive scores represent different forms of evidence. A control chart indicates a potential departure from established process behaviour, whereas a defect prediction model estimates the likelihood of a specified outcome. Combining them requires clear decision rules and validation procedures to prevent excessive alerts, inconsistent interpretations, and unnecessary production interruptions.

Machine learning research has expanded the range of techniques available for manufacturing defect classification and quality forecasting. Decision trees and random forests support the identification of influential process variables, while support vector machines can classify observations in complex feature spaces. Gradient boosting methods often provide strong predictive performance for structured production datasets, and neural networks can represent nonlinear relationships when sufficient representative data are available. Unsupervised learning and anomaly detection offer additional value where defect labels are incomplete or unusual process conditions have not been documented previously. These methods can be applied to inspection measurements, machine settings, environmental conditions, material characteristics, and historical nonconformance records. Yet algorithm selection must reflect the operational characteristics of the manufacturing process rather than an assumption that a more complex model will necessarily perform better. Small datasets, imbalanced defect classes, inconsistent labels, and differences between production lines can distort evaluation results. Reliable quality forecasting therefore requires careful data partitioning, representative validation, suitable performance measures, and explicit assessment of the consequences associated with missed defects and false alarms.

Manufacturing data integration represents another important theme in the development of predictive quality systems. Modern production environments generate information through programmable logic controllers, industrial sensors, machine monitoring platforms, manufacturing execution systems, inspection stations, and enterprise applications. Industrial Internet of Things technologies can connect these

*Corresponding Author: Rajendra Asuri
© Copyright 2025 GSAR Publishers All Rights Reserved

This work is licensed under a Creative Commons Attribution-NonCommercial 4.0 International License.

sources and improve the availability of equipment and process measurements, while edge computing can support local data processing where latency, connectivity, or bandwidth constraints make centralized processing less suitable. Enterprise systems provide complementary information about production orders, materials, quality notifications, maintenance activities, and product traceability. Within SAP manufacturing environments, these information sources can help connect shop-floor conditions with enterprise quality processes and operational decisions. However, interoperability cannot be assumed merely because multiple systems are connected. Different timestamp conventions, measurement frequencies, equipment identifiers, product codes, and defect classifications can prevent meaningful alignment across datasets. Effective predictive quality management consequently requires a governed data integration approach that establishes common identifiers, validates measurement quality, preserves production context, and maintains traceability between source records and analytical outputs.

Despite advances in manufacturing analytics, the integration of machine learning with enterprise quality management remains a challenging research and implementation problem. Studies frequently assess predictive algorithms through classification accuracy or other aggregate measures, while giving comparatively limited attention to how predictions influence inspection priorities, quality notifications, or corrective action workflows. A model may achieve strong overall accuracy while failing to identify a substantial proportion of actual defects, particularly when defective products constitute a small fraction of observations. Similarly, a high recall rate may be accompanied by excessive false alarms that burden quality personnel and disrupt production schedules. These trade-offs make evaluation criteria inseparable from the intended operational use. A predictive system designed to prioritize inspection may tolerate a different balance of errors than one used to trigger a production hold. Research must therefore connect technical evaluation with the cost, severity, and reversibility of quality decisions. This requirement supports the development of a framework that considers predictive performance, process stability, interpretability, and operational consequences together.

Interpretability and deployment readiness constitute further limitations in existing predictive quality approaches. Manufacturing engineers need to understand why a model identifies a particular production batch, machine condition, or process interval as high risk, especially when the recommendation could lead to costly inspection or production intervention. Feature importance measures, interpretable models, and local explanation techniques can help clarify the factors associated with a prediction, but their outputs do not automatically establish causal relationships. Correlated variables, changing operating conditions, and incomplete process records may produce explanations that are unstable or misleading. Deployment introduces additional concerns, including model version control, changes in data distributions, cybersecurity, access permissions, and responsibility for reviewing automated alerts. A model that performs well during initial testing may deteriorate when materials, equipment, operating procedures, or product specifications change. Consequently, a sustainable predictive quality system needs defined monitoring responsibilities, escalation procedures, periodic validation, and mechanisms for incorporating confirmed outcomes into subsequent model assessments.

The literature therefore reveals several connected gaps that motivate the present study. First, predictive defect classification and statistical process monitoring are often treated as separate analytical activities, limiting their combined use for identifying and prioritizing emerging quality risks. Second, manufacturing data integration is not consistently addressed as a core component of model reliability, even though inconsistent identifiers, missing measurements, and delayed records can compromise predictions. Third, evaluation frameworks do not always connect classification performance with the practical consequences of missed defects, unnecessary alerts, and delayed corrective action. Fourth, interpretability, traceability, and ongoing model governance require greater attention when predictive systems are incorporated into enterprise manufacturing workflows. Finally, generic predictive architectures may not sufficiently describe how analytical services relate to SAP-oriented production, quality, and maintenance processes. These gaps indicate the need for an integrated approach that treats data preparation, predictive modelling, statistical interpretation, operational decision support, and model monitoring as interdependent components rather than independent technical features.

In response to these limitations, this study proposes a proactive quality assurance architecture designed to connect SAP manufacturing data with machine learning-based defect prediction and statistical process intelligence. The architecture emphasizes structured data acquisition, quality validation, feature preparation, predictive risk estimation, statistical deviation analysis, and integration with established quality management workflows. Its evaluation framework considers precision, recall, F1-score, false alarm rates, and detection latency, while also examining model stability and interpretability under relevant manufacturing conditions. The proposed approach is intended to support risk-based inspection, timely engineering review, and traceable corrective action without treating algorithmic predictions as substitutes for professional judgement. Its contribution lies in bringing together predictive analytics and conventional quality methods within an enterprise-oriented decision framework. The following section develops the architecture and explains how manufacturing information, analytical services, and SAP-integrated operational processes can be organized to support proactive quality assurance.

*Corresponding Author: Rajendra Asuri
© Copyright 2025 GSAR Publishers All Rights Reserved

This work is licensed under a Creative Commons Attribution-NonCommercial 4.0 International License.

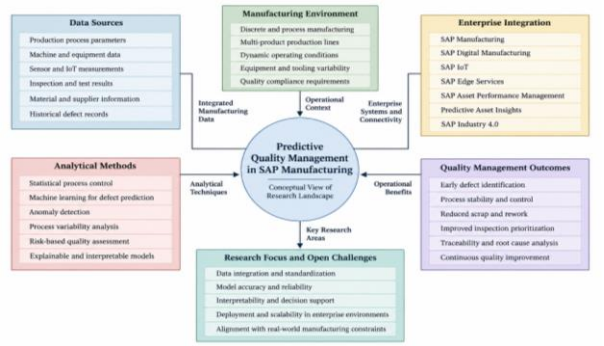

Figure 1: Research Landscape of Predictive Quality Management in SAP Manufacturing

3. Proposed Quality Assurance Architecture and Data Integration

The proposed quality assurance architecture establishes a structured connection between manufacturing operations, enterprise information systems, statistical analysis, and machine learning services to support proactive defect prevention. Its primary design principle is that predictive quality management should operate as an integrated manufacturing capability rather than as an independent analytical application. Production measurements, inspection outcomes, equipment information, and historical nonconformance records must be collected and interpreted within a consistent operational context. The architecture therefore organizes quality assurance into interconnected layers covering data acquisition, integration and validation, analytical processing, risk assessment, and operational decision support. Each layer has a defined responsibility, while information moves between layers through controlled interfaces and documented data transformations. This separation allows manufacturers to modify analytical models without unnecessarily disrupting established production processes. It also supports the gradual introduction of predictive capabilities into existing SAP manufacturing environments, where reliability, traceability, and continuity of operations remain essential requirements.

The data acquisition layer captures information from shop-floor equipment, production lines, inspection stations, industrial sensors, and enterprise applications. Relevant variables include operating temperatures, pressure measurements, machine speeds, cycle times, material characteristics, inspection results, and recorded defect classifications. Production orders, material identifiers, equipment identifiers, and batch information provide the contextual details needed to associate measurements with specific manufacturing activities. Industrial IoT infrastructure can support the collection of equipment and sensor information, while edge computing can perform preliminary processing close to the source when connectivity, bandwidth, or response-time requirements justify local execution. Within an SAP-oriented environment, SAP Digital Manufacturing can provide manufacturing execution and production visibility capabilities, while SAP IoT and SAP Edge Services represent relevant integration concepts for connected operations and distributed data processing. The exact implementation depends on the products, interfaces, and deployment arrangements available in the target environment. Regardless of technology selection, source timestamps, measurement units, equipment identities, and production references must be preserved to prevent the loss of context during subsequent analysis.

The integration and data preparation layer converts heterogeneous manufacturing records into a consistent analytical representation. Incoming data should undergo checks for missing values, duplicate observations, invalid ranges, inconsistent units, incorrect timestamps, and conflicting identifiers before being used for model development. These checks are particularly important when equipment measurements arrive at different frequencies or when inspection records are entered after the associated production activity. Temporal alignment allows process measurements to be associated with the appropriate production interval, batch, or inspection event. Where multiple sensors describe the same operating condition, aggregation procedures must preserve meaningful variation rather than remove signals that could indicate emerging defects. Missing values require explicit treatment because indiscriminate replacement can conceal unusual operating conditions or introduce misleading patterns. Similarly, historical defect labels should be reviewed against inspection records and documented quality decisions. The resulting dataset should retain references to source systems, transformation rules, validation outcomes, and data versions, enabling analysts to reproduce the preparation process and investigate discrepancies when model predictions conflict with observed production outcomes.

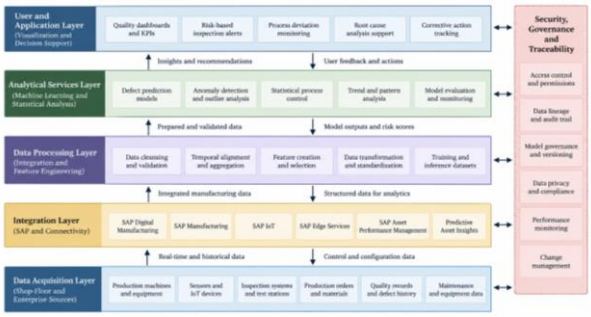

Figure 2: Layered Architecture for SAP-Integrated Predictive Quality Assurance

Following data preparation, the feature engineering layer converts raw manufacturing observations into variables that represent meaningful process behaviour. Examples include rolling averages, measurement ranges, rates of change, cycle-time deviations, equipment utilization measures, and the frequency of previous nonconformances. Relationships between process settings and inspection outcomes can also be examined to identify combinations of conditions associated with elevated defect risk. Feature selection should be informed by manufacturing knowledge, statistical analysis, and validation against the available data. Variables recorded after a defect has already been detected must not be used in a way that creates information leakage into a model intended to

*Corresponding Author: Rajendra Asuri
© Copyright 2025 GSAR Publishers All Rights Reserved
This work is licensed under a Creative Commons Attribution-NonCommercial 4.0 International License.

predict that defect beforehand. Likewise, production identifiers should not become accidental shortcuts through which a model memorizes historical outcomes without learning transferable process relationships. Feature definitions, calculation windows, units, and availability times should remain consistent between model training and operational inference. This discipline helps ensure that predictive results reflect information genuinely available at the intended decision point and can be reproduced when models are deployed across production lines or product variants.

The analytical services layer combines statistical process intelligence with machine learning-based defect prediction. Statistical process control provides a baseline for monitoring process stability, identifying unusual variation, and distinguishing expected behaviour from signals that warrant investigation. Machine learning models extend this analysis by estimating defect probabilities from combinations of process measurements, material information, inspection history, and equipment conditions. Supervised classification can be used when reliable defect labels are available, whereas anomaly detection can support the identification of unusual observations when confirmed defect examples are scarce. The architecture should retain separate outputs for predicted defect risk, statistical process deviations, and model confidence or uncertainty where such estimates can be reliably obtained. These outputs are related but should not be treated as interchangeable indicators. A statistical deviation does not necessarily imply a defective product, and a model may predict elevated defect risk even when individual measurements remain within conventional control limits. Combining the two forms of evidence can improve the prioritization of engineering review, provided the decision logic is validated against actual manufacturing outcomes.

The decision support and workflow layer translates analytical results into actions that quality personnel and production engineers can evaluate. A prediction may trigger a risk-ranked inspection recommendation, a review of relevant process settings, or an investigation of equipment conditions associated with previous defects. Higher-risk events can be routed for prompt human assessment, while lower-risk deviations may be recorded for trend analysis or routine review. Where supported by the implementation, relevant results can be linked to SAP quality management records, production orders, material batches, and maintenance information. Equipment-related quality patterns may also inform maintenance assessments associated with SAP Asset Performance Management and Predictive Asset Insights, particularly when machine degradation is a plausible contributor to product nonconformance. However, a predictive alert should not automatically initiate a costly or irreversible intervention unless the associated decision rule has been explicitly authorized and validated. Human review remains important when predictions are uncertain, defect consequences are substantial, or process conditions fall outside the model's validated operating range. Recording the decision, responsible role, corrective action, and subsequent inspection outcome creates a traceable link between analytical evidence and manufacturing practice.

Security, traceability, and governance form a cross-cutting layer that applies throughout the architecture. Manufacturing information can contain sensitive production parameters, supplier-related details, and operational records that require appropriate access controls. Role-based permissions, authenticated system interfaces, secure communications, and controlled service identities help limit unauthorized access and reduce the risk of inappropriate changes to analytical workflows. Data lineage should document where observations originated, how they were transformed, which model version processed them, and what information supported a particular prediction. Model governance should additionally define approval procedures, validation criteria, version management, monitoring responsibilities, and conditions requiring retraining or suspension. Changes in raw materials, equipment configuration, product specifications, or production schedules can alter the relationship between process variables and defect outcomes. Monitoring for data drift and changes in predictive performance is therefore necessary to identify when a previously reliable model requires reassessment. Governance arrangements should also specify how disputed predictions are investigated and how confirmed outcomes are incorporated into subsequent model evaluations without compromising the integrity of historical records.

The resulting architecture establishes a coordinated pathway from shop-floor observations to quality decisions and subsequent verification. Its effectiveness depends not simply on the number of connected systems or the sophistication of the selected algorithms, but on whether reliable manufacturing information reaches the appropriate analytical services and whether the resulting predictions support defensible operational actions. Data acquisition provides process visibility, integration and validation, establishes analytical reliability, feature engineering captures manufacturing context, and predictive services estimate emerging quality risks. Decision support connects those estimates with inspection and corrective action workflows, while governance preserves accountability throughout the process. This arrangement also creates a basis for continuous improvement because confirmed inspection outcomes can be compared with previous predictions to assess model reliability and identify persistent sources of process variation. The next section develops the machine learning methodology, including model selection, training and validation procedures, and performance measures needed to evaluate whether this architecture can provide dependable defect prediction under realistic manufacturing conditions.

*Corresponding Author: Rajendra Asuri
© Copyright 2025 GSAR Publishers All Rights Reserved

This work is licensed under a Creative Commons Attribution-NonCommercial 4.0 International License.

Table 1: Manufacturing Data Sources, Quality Indicators, and Analytical Functions

Manufacturing data source	Representative quality indicators	Analytical function	Intended quality management use
Production process parameters	Temperature, pressure, cycle time, operating speed	Feature engineering and defect classification	Identify process conditions associated with defects
Machine and equipment records	Downtime, vibration, operating hours, equipment deviations	Anomaly detection and condition analysis	Detect equipment-related quality risks
Industrial IoT sensors	Sensor readings, measurement variation, threshold deviations	Real-time monitoring and predictive analytics	Identify emerging process abnormalities
Inspection and test systems	Dimensional deviation, test failures, inspection pass rate	Defect classification and quality verification	Prioritize inspections and identify nonconforming products
Material and supplier records	Material variation, batch discrepancies, supplier defect history	Risk assessment and correlation analysis	Identify material-related quality risks
Historical defect records	Defect type, frequency, severity, recurrence rate	Supervised learning and trend analysis	Forecast recurring defects and support root cause investigation
SAP production orders and batch records	Production sequence, batch identity, product variant	Data integration and traceability analysis	Link predictions to production activities and affected batches
Quality management records	Nonconformance status, corrective action, closure time	Outcome validation and feedback analysis	Verify corrective actions and support continuous improvement
Maintenance records	Maintenance history, equipment failures, repair frequency	Predictive risk analysis and condition assessment	Examine relationships between equipment condition and product quality

4. Machine Learning Methodology for Defect Prediction

The proposed methodology adopts a quantitative research design to evaluate the suitability of machine learning techniques for predicting manufacturing defects within SAP-integrated production environments. The methodological objective is to establish a reproducible experimental workflow that connects manufacturing data preparation, feature selection, model development, validation, and performance assessment. The unit of analysis may be an individual production cycle, inspection event, manufactured component, or production batch, depending on the granularity and structure of the available records. Each observation must be associated with a clearly defined prediction target, such as whether a product will fail inspection or whether a manufacturing operation is likely to produce a nonconforming item. This distinction is important because different prediction targets require different data preparation procedures and operational interpretations. The research design also distinguishes model development from operational deployment, ensuring that reported predictive performance is based on a defined evaluation procedure rather than assumptions about expected industrial benefits. Where historical production data are available, the methodology supports comparative experimentation using consistent data partitions, evaluation metrics, and model selection criteria.

The experimental workflow begins with the collection and consolidation of production process parameters, inspection outcomes, machine measurements, material information, and relevant equipment records. Data preparation includes identifying duplicate observations, examining missing values, resolving inconsistent identifiers, standardizing measurement units, and verifying the reliability of defect labels. Records from different manufacturing systems must be aligned with the corresponding production interval, product, or batch before analytical features are constructed. The target variable should be defined using documented inspection or quality management outcomes rather than inferred from unrelated indicators. For instance, a binary classification task may distinguish conforming products from products that fail an established inspection criterion. Multiclass classification may be appropriate when the objective is to distinguish among documented defect categories, provided sufficient examples exist for each category. Data partitioning must occur before operations that could transfer information from the evaluation data into the training process. This sequence limits data

*Corresponding Author: Rajendra Asuri
© Copyright 2025 GSAR Publishers All Rights Reserved

This work is licensed under a Creative Commons Attribution-NonCommercial 4.0 International License.

leakage and establishes a defensible basis for comparing candidate models under consistent experimental conditions.

Supervised learning algorithms are selected according to the structure of the manufacturing dataset, the complexity of process relationships, and the practical requirements of quality management. Logistic regression provides an interpretable baseline for estimating defect probabilities and examining the direction of relationships between input variables and the predicted outcome. Decision trees offer transparent decision rules that can be examined by quality engineers, although unrestricted tree growth may result in overfitting. Random forests combine multiple decision trees and can capture nonlinear relationships and interactions among manufacturing variables. Gradient boosting methods provide another candidate for structured production data, particularly when defect outcomes depend on complex combinations of process settings, material characteristics, and equipment conditions. Support vector machines may be evaluated when the dataset and feature representation are suitable for separating observations within a high-dimensional feature space. The study should not assume that one algorithm is universally superior. Instead, each candidate must be evaluated against the same target definition, data partitions, and performance criteria, with model complexity balanced against predictive reliability, computational requirements, and interpretability.

Feature selection forms a critical part of the methodology because manufacturing datasets may contain redundant measurements, weakly informative variables, and indicators that become available only after the outcome has occurred. Candidate features include operating temperature, pressure, machine speed, cycle duration, material characteristics, equipment condition measurements, inspection history, and process variability indicators. Statistical screening can identify highly correlated variables and assess whether measurements contain sufficient variation for analysis. Domain-informed selection can then establish whether each variable has a plausible relationship with the manufacturing process and the intended prediction task. Embedded feature selection methods and permutation-based importance measures may help assess the contribution of candidate variables, while simpler statistical approaches can provide useful initial evidence. Nevertheless, feature importance should not be interpreted automatically as proof of causation. Correlated measurements can divide or distort apparent importance, and a feature may appear influential because it reflects an underlying production condition rather than directly causing a defect. All selection procedures must be performed within the training and validation workflow to avoid using final evaluation outcomes to guide feature construction.

Training and validation procedures must account for the temporal and operational structure of manufacturing data. When observations are independent and representative, a stratified training and test split may provide an initial evaluation framework while preserving the approximate proportion of defective and conforming products. Where production records exhibit time dependence, a chronological split is generally more appropriate because it tests whether a model trained on earlier observations can predict outcomes in later production periods. Grouped validation may be required when several observations originate from the same batch, component, or production run, preventing closely related records from appearing across training and evaluation partitions. Hyperparameter tuning should use training data and an appropriate cross-validation procedure, with the final test set reserved for an independent assessment. Data preprocessing, feature selection, and any learned transformations must be fitted within each training fold rather than applied using information from the entire dataset. This approach reduces optimistic performance estimates and more closely reflects the conditions under which a predictive model would be applied to previously unseen manufacturing observations.

Class imbalance requires particular attention because manufacturing defects may occur much less frequently than conforming production outcomes. Under these conditions, a model that classifies nearly every observation as conforming may achieve high overall accuracy while failing to detect a substantial proportion of actual defects. The methodology therefore considers class weighting, controlled resampling, and threshold adjustment as potential strategies for improving minority-class detection. Oversampling techniques may be evaluated when appropriate, but synthetic observations must be generated only within the relevant training partitions to prevent leakage. Undersampling can simplify model training but may discard useful information about normal production variation. Class weights provide an alternative by increasing the penalty associated with misclassifying defective observations, although excessive weighting can increase false alarms. The choice of strategy must reflect the operational cost of missed defects, unnecessary inspections, and potential production interruptions. Probability thresholds should therefore be selected using validation results and documented decision requirements rather than automatically adopting a default threshold of 0.5. Final evaluation should preserve the natural class distribution of the held-out dataset wherever possible.

Model evaluation uses multiple complementary measures to capture predictive effectiveness and the consequences of classification errors. Precision measures the proportion of observations predicted as defective that are actually defective, while recall measures the proportion of actual defects successfully identified by the model. The F1-score provides a harmonic mean of precision and recall, offering a balanced summary when both measures are important. The false alarm rate quantifies the proportion of conforming observations incorrectly classified as defective, which is particularly relevant when inspection capacity is limited. The area under the receiver operating characteristic curve, commonly abbreviated as AUROC, measures the model's ability to rank defective observations above conforming observations across classification thresholds. AUROC should be interpreted alongside precision and recall because it does not directly establish the practical value of predictions when defects are

*Corresponding Author: Rajendra Asuri
© Copyright 2025 GSAR Publishers All Rights Reserved

This work is licensed under a Creative Commons Attribution-NonCommercial 4.0 International License.

rare. A confusion matrix should also be reported to show true positives, true negatives, false positives, and false negatives. Where the class distribution is highly imbalanced, precision-recall analysis can provide additional insight into minority-class performance. Model comparisons should use consistent test observations and, where feasible, uncertainty estimates or repeated validation to distinguish stable improvements from variation caused by sampling.

The final stage establishes a model selection and operational assessment procedure that connects quantitative results with manufacturing requirements. Candidate models should be compared using their performance across the selected metrics, stability across validation partitions, sensitivity to threshold changes, and suitability for interpretation by quality personnel. A model with the highest AUROC may not be the preferred solution if it produces an unacceptable false alarm rate or fails to detect high-severity defects at the selected operating threshold. Similarly, a model with strong recall may require additional review if it flags too many conforming products for unnecessary inspection. Model selection should therefore follow predefined criteria that reflect the intended use, the consequences of prediction errors, and the capacity of the manufacturing operation to respond to alerts. Feature importance, prediction explanations, and error analysis can help identify whether the model relies on plausible manufacturing signals or unstable correlations. Once selected, the model should be monitored for data drift, changes in defect prevalence, and declining predictive performance. Retraining should be triggered by documented evidence and followed by validation before a revised model is used operationally.

The methodology provides a structured basis for determining whether machine learning can improve defect prediction when integrated with statistical process monitoring and SAP manufacturing workflows. Its strength lies in combining reproducible experimentation with an explicit consideration of data quality, leakage prevention, class imbalance, operational thresholds, and model interpretability. The proposed evaluation framework does not presume that predictive models will automatically reduce scrap, rework, or inspection costs; these outcomes require separate operational validation using measured production evidence. If experimental data are available, the results should report the dataset characteristics, class distribution, validation strategy, model configurations, and observed performance values so that the analysis can be independently assessed. If such data are not available, the methodology should be presented as a proposed experimental design rather than as a completed empirical study. This distinction preserves research integrity while providing a clear foundation for the next section, which examines how statistical process intelligence and predictive quality monitoring can be combined to identify, prioritize, and investigate emerging manufacturing risks.

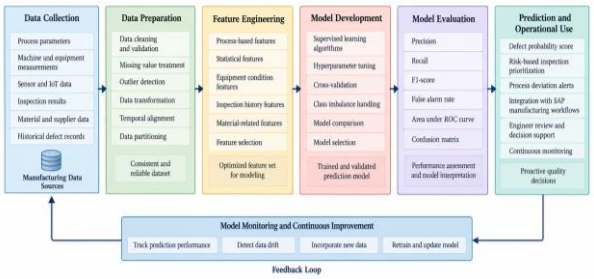

Figure 3: Machine Learning Pipeline for Manufacturing Defect Prediction

5. Statistical Process Intelligence and Predictive Quality Monitoring

Statistical process intelligence provides a structured foundation for interpreting manufacturing variation and identifying conditions that may compromise product quality. Within SAP-integrated production environments, process measurements, inspection outcomes, and equipment records can be examined collectively to distinguish routine variation from signals that warrant investigation. Statistical process control remains valuable because it establishes measurable reference limits against which ongoing process behaviour can be assessed. Control charts, including Shewhart charts for individual observations and subgroup measurements, can identify shifts in process averages or changes in variability. Cumulative sum and exponentially weighted moving average charts can complement these methods when small but persistent changes require attention. However, control limits must be distinguished from engineering specification limits: the former describe observed process behaviour under defined assumptions, whereas the latter represent product or process acceptance requirements. A process may remain statistically stable while consistently producing items outside specification, or it may exhibit instability before a specification violation occurs. Effective quality monitoring therefore requires statistical signals to be interpreted alongside product requirements, manufacturing context, and the potential consequences of a deviation.

The selection and interpretation of control charts should reflect the nature of the monitored quality characteristic and the structure of the available observations. Continuous measurements, such as component dimensions, pressure, temperature, and cycle time, may be monitored using suitable variables charts, while counts of defects or nonconforming units may require attribute charts. Individual measurements collected from automated production equipment may be more appropriate for individual and moving range charts when rational subgroups cannot be formed. Before control limits are established, the process should be examined for data quality problems, changes in operating conditions, and dependence between consecutive observations. Inappropriate subgrouping or unexamined autocorrelation can produce misleading indications of stability. Likewise, repeated testing across many process variables can generate numerous alerts even when no meaningful quality deterioration has occurred. Monitoring rules should therefore be selected according to the

*Corresponding Author: Rajendra Asuri
© Copyright 2025 GSAR Publishers All Rights Reserved
This work is licensed under a Creative Commons Attribution-NonCommercial 4.0 International License.

manufacturing process, expected variation, and acceptable detection delay. Documented interpretation procedures help quality engineers determine whether a signal requires immediate investigation, additional sampling, equipment inspection, or continued observation rather than relying on isolated chart violations without operational context.

Beyond conventional control-chart analysis, predictive quality monitoring must identify gradual process drift, unusual operating conditions, and emerging relationships between manufacturing variables and defect outcomes. Process drift occurs when the statistical characteristics of incoming observations change over time, potentially reflecting tool wear, material variation, environmental conditions, equipment degradation, or changes in production settings. Anomaly detection techniques can identify observations that differ from established patterns, while multivariate methods can detect unusual combinations of measurements that may not be evident from individual control charts. Trend analysis can reveal persistent movement towards process limits, and temporal features can capture changes in measurement variability or the frequency of unusual events. These techniques require careful interpretation because unusual observations are not necessarily evidence of defective production. Planned equipment adjustments, new product variants, and legitimate changes in operating conditions may also create departures from historical patterns. Accordingly, the monitoring system should maintain production context, record relevant process changes, and distinguish between expected operational transitions and unexplained deviations. This distinction reduces unnecessary escalation while preserving sensitivity to conditions that could precede quality failures.

Machine learning predictions can extend statistical process monitoring by estimating defect risk from combinations of measurements, equipment conditions, and historical quality outcomes. A classification model may identify an increased probability of nonconformance even when individual process measurements remain within established control limits, particularly where defects arise from interactions between multiple variables. Conversely, a control-chart signal may indicate an unusual process shift even when the model has not been trained on sufficient examples of the resulting defect pattern. These complementary capabilities support a monitoring framework in which statistical signals describe observed process behaviour and predictive outputs estimate the likelihood of an undesirable quality outcome. Their integration should use clearly defined decision rules rather than simply combining every available alert into a single score. For example, an elevated defect probability accompanied by a persistent control-chart deviation may justify expedited engineering review, whereas an isolated anomaly without a corresponding quality-risk signal may warrant verification before intervention. The framework should preserve the original statistical measures and model outputs so that engineers can examine the evidence behind each recommendation. This approach supports transparent decision-making without implying that predictive scores establish causation or replace established quality procedures.

Risk-based alert management translates analytical signals into prioritized actions that reflect the severity, likelihood, and operational consequences of a potential quality failure. A useful prioritization approach considers the estimated defect probability, the severity of the potential nonconformance, the confidence associated with the prediction, and the capacity to intervene before additional defective units are produced. A high-severity risk may require immediate inspection or a temporary production review, while a moderate deviation may be managed through increased sampling and targeted process investigation. Low-risk signals can be retained for trend monitoring when immediate intervention would impose disproportionate costs. Thresholds should be calibrated against historical outcomes and reviewed with quality engineers to account for the costs of missed defects, unnecessary inspections, and production interruptions. Alert aggregation is also important because multiple sensors may report the same underlying event, creating duplicate notifications that overwhelm operators. Grouping related signals by equipment, production order, batch, or time interval can help identify a common operational cause. Each alert should record its triggering evidence, priority, review status, assigned responsibility, and resolution outcome. Such traceability enables subsequent assessment of whether alert policies improve defect detection and use inspection resources effectively.

Equipment condition is an important dimension of predictive quality monitoring because mechanical deterioration and unstable operating performance can affect product consistency. Changes in vibration, temperature, pressure, cycle duration, or machine response may indicate conditions associated with dimensional variation, surface defects, process inconsistency, or equipment-related nonconformance. Maintenance histories and equipment event records can provide additional context for determining whether a quality deviation coincides with recurring failures, component replacement, or overdue maintenance activities. SAP Asset Performance Management can support equipment reliability and asset performance processes, while Predictive Asset Insights is relevant to examining equipment-related predictive insights within supported solution configurations. Their contribution to quality assurance depends on the availability of suitable data, compatible integrations, and clearly defined relationships between asset condition and product outcomes. An equipment anomaly should not automatically be interpreted as a defect predictor unless that relationship has been established through process knowledge and empirical validation. Instead, equipment-related signals can be combined with inspection results and production measurements to identify recurring associations and prioritize further investigation. Linking these findings with maintenance and quality records can help manufacturers distinguish equipment-related problems from material, process-setting, or inspection-related causes.

Implementation within SAP manufacturing environments

*Corresponding Author: Rajendra Asuri
© Copyright 2025 GSAR Publishers All Rights Reserved

This work is licensed under a Creative Commons Attribution-NonCommercial 4.0 International License.

requires statistical monitoring and predictive outputs to be connected with the operational records needed for investigation and corrective action. Production data from SAP Digital Manufacturing and related manufacturing information systems can provide context for evaluating process behaviour, while connected sensor infrastructure may supply measurements at frequencies that are not available through periodic inspection records. Where suitable interfaces and configurations exist, relevant alerts can be associated with production orders, material batches, quality notifications, and equipment records. The resulting workflow should preserve timestamps, source identifiers, model versions, control-chart parameters, and the evidence used to generate each alert. These details allow engineers to reconstruct the circumstances surrounding a deviation and assess whether the recommendation was appropriate. Access controls and documented responsibilities are necessary to ensure that only authorized personnel modify monitoring parameters, approve interventions, or close quality investigations. Model and control-chart performance should also be reviewed when products, materials, equipment, or production procedures change. This governance structure supports consistent interpretation across shifts and production lines while reducing the risk that undocumented parameter changes will undermine monitoring reliability.

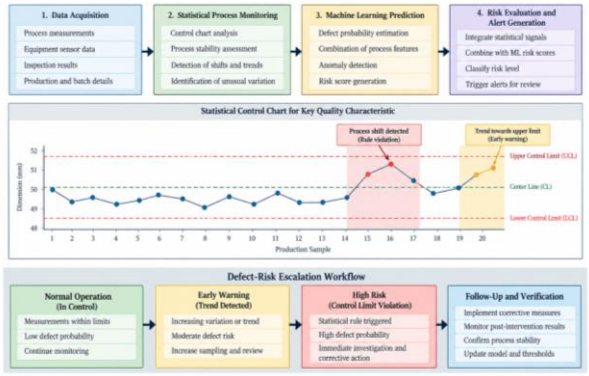

Figure 4: Statistical Process Monitoring and Defect-Risk Escalation Workflow

Continuous evaluation is necessary to establish whether integrated statistical and predictive monitoring delivers meaningful improvements under actual production conditions. Relevant measures include defect detection rate, false alarm rate, detection delay, precision, recall, and the proportion of alerts that lead to verified corrective action. Operational assessment may also examine scrap, rework, inspection effort, and recurring nonconformance rates, provided these measures are compared against appropriate baselines and differences in production volume or product mix are considered. A reduction in alerts does not necessarily indicate better quality if the system has become less sensitive to important defects, just as increased alert frequency does not demonstrate improved prevention without evidence of useful interventions. Monitoring performance should therefore be evaluated alongside the quality of subsequent decisions and the reliability of recorded outcomes. Periodic reviews can identify changes in defect prevalence, shifts in process distributions, and weaknesses in the relationship between predictive indicators and confirmed quality events. When performance deteriorates, the response may involve recalibrating control limits, revising alert thresholds, improving data quality, or retraining the predictive model after appropriate validation. These activities establish a feedback mechanism through which monitoring evolves with manufacturing conditions rather than remaining fixed after initial deployment.

The combined application of statistical process control, anomaly detection, machine learning, and equipment-related analytics creates a more comprehensive basis for proactive quality management than any single technique can provide independently. Statistical methods establish interpretable evidence about process stability, predictive models estimate the likelihood of quality failures, and equipment analytics provide additional context for investigating potential causes. Their coordinated use can support earlier identification of emerging risks, more targeted inspections, and more consistent corrective action, provided that alert thresholds and decision rules are validated against manufacturing evidence. The proposed approach treats automated outputs as decision support rather than definitive proof of a defect or its cause. Its effectiveness must ultimately be demonstrated through measured performance, traceable interventions, and comparisons with established quality monitoring practices. The next section evaluates the experimental framework and performance measures needed to determine whether predictive quality models offer reliable improvements over appropriate statistical baselines, without assuming benefits that have not been established through empirical testing.

6. Experimental Results and Performance Evaluation

The evaluation framework examines whether machine learning can provide reliable defect prediction when applied to manufacturing data associated with SAP-integrated production environments. The principal objective is to compare candidate predictive models against established statistical and conventional classification baselines using consistent evaluation conditions. The experimental design considers the characteristics of manufacturing records, the distribution of defective and conforming observations, the availability of equipment measurements, and the timing of quality inspection outcomes. These factors influence both model performance and the practical interpretation of results. A defensible evaluation must distinguish between the ability to classify historical observations and the ability to identify defects early enough to support preventive action. Accordingly, the assessment considers classification quality, false alarm behaviour, temporal detection performance, model stability, and interpretability. Since empirical findings depend on the actual dataset, preprocessing procedures, and validation results, numerical performance claims must be supported by completed experiments. The framework presented here defines how these results should be measured and interpreted without treating anticipated improvements as established findings.

*Corresponding Author: Rajendra Asuri
© Copyright 2025 GSAR Publishers All Rights Reserved
This work is licensed under a Creative Commons Attribution-NonCommercial 4.0 International License.

The experimental dataset should represent the production conditions under which the predictive quality assurance architecture is intended to operate. Relevant records include process parameters, machine and equipment measurements, inspection results, material and batch information, and documented defect outcomes. Each observation must correspond to a clearly defined prediction unit, such as a production cycle, inspected component, or manufacturing batch. The dataset description should report the observation period, number of records, number of production lines or equipment units represented, proportion of defective observations, relevant missing-data patterns, and the criteria used to establish defect labels. Where observations span multiple production periods, chronological partitioning can help assess whether models generalize to later manufacturing conditions. Grouped validation is appropriate when repeated measurements from the same batch or production run could otherwise appear in both training and testing data. The final test set should remain independent of model selection and threshold tuning. Without these controls, reported performance may reflect information leakage or similarities between records rather than genuine predictive capability.

Model comparison should include a meaningful baseline before more complex algorithms are evaluated. A majority-class classifier can establish the limitations of relying on the most frequent outcome, while logistic regression provides a relatively interpretable predictive benchmark. Decision trees, random forests, and gradient boosting can then be assessed for their ability to represent nonlinear relationships and interactions among manufacturing variables. Where appropriate, support vector machines may provide an additional comparison. Statistical process control should also be represented as a process-monitoring baseline, although its outputs must be evaluated according to a defined defect-detection rule rather than treated as directly equivalent to probabilistic classification. All models should use consistent target definitions, training and test partitions, and evaluation metrics. Hyperparameter selection should be conducted using training data and an appropriate validation procedure, while the final test set remains reserved for performance assessment. This arrangement enables a more reliable comparison of algorithmic approaches and reduces the risk that a model appears superior simply because it received more favourable evaluation conditions.

Precision, recall, and F1-score provide complementary evidence about defect classification. Precision measures the proportion of predicted defects that correspond to actual defects, making it relevant to the workload generated by inspection alerts. Recall measures the proportion of actual defects identified by the model and is especially important when missed defects can cause substantial rework, material loss, or customer dissatisfaction. The F1-score balances precision and recall, although its interpretation depends on the chosen decision threshold and does not directly account for the differing costs of classification errors. The false alarm rate should be reported separately because a high frequency of incorrect defect alerts can consume inspection capacity and reduce confidence in the monitoring system. AUROC provides a threshold-independent measure of ranking performance, while a precision-recall curve can be particularly informative when defective observations are uncommon. Confusion matrices should accompany these metrics to make the distribution of true positives, true negatives, false positives, and false negatives transparent. Model selection should consider the full pattern of results rather than relying on one aggregate score.

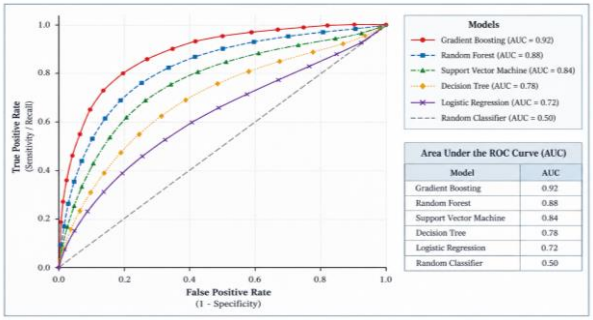

Figure 5: Receiver Operating Characteristic Analysis of Machine Learning Models for Manufacturing Defect Prediction

Detection latency is another important measure because the practical value of predictive quality management depends on how early a potential defect can be identified. For evaluation purposes, latency should be defined precisely, such as the elapsed time between the first valid predictive alert and the earliest documented point at which the associated defect could be confirmed or prevented. The definition must account for the actual availability of process measurements and should not use information that became available only after the defect occurred. Where production records contain reliable timestamps, latency can be examined across detected defect events and summarized using appropriate distributional measures. The evaluation should also report the proportion of defects detected before a predefined intervention deadline, if such a deadline can be justified by the production process. Statistical control charts and machine learning models may exhibit different detection characteristics: control charts respond to departures from established process behaviour, whereas predictive models estimate defect likelihood from learned relationships. A fair comparison must therefore define equivalent operational objectives and avoid claiming superior early detection unless the temporal evidence supports that conclusion.

The analysis should also examine model stability across production periods, product variants, equipment groups, and operating conditions. A model that performs well on one production line may not transfer reliably to another line with different equipment settings, material suppliers, inspection practices, or defect distributions. Performance should therefore be examined across relevant subgroups when the dataset contains sufficient observations to support meaningful comparisons. Temporal validation can reveal degradation associated with process drift, while grouped validation can help assess generalization beyond previously observed

*Corresponding Author: Rajendra Asuri
© Copyright 2025 GSAR Publishers All Rights Reserved
This work is licensed under a Creative Commons Attribution-NonCommercial 4.0 International License.

batches or equipment units. Confidence intervals or repeated validation results can provide additional information about uncertainty in estimated performance, particularly when defect events are limited. Differences between models should be interpreted cautiously when evaluation samples are small or when only a few defects contribute to the calculated metrics. Where practical, performance monitoring should continue after deployment so that the relationship between historical validation results and later manufacturing outcomes can be assessed. These checks are necessary before extending a model across multiple production environments or using its outputs to influence high-consequence quality decisions.

Interpretability and operational suitability require assessment alongside predictive performance. Feature importance measures, decision rules, and suitable local explanation methods can help manufacturing engineers understand which variables contributed to an elevated defect-risk estimate. However, such explanations should be interpreted as descriptions of model behaviour rather than definitive evidence that a particular variable caused the defect. Correlated process measurements may complicate the attribution of importance, and explanations can become unreliable when observations fall outside the model's validated operating range. Operational suitability also depends on computational requirements, data availability, alert delivery time, integration with quality workflows, and the ability of personnel to investigate recommended actions. A highly accurate model may have limited practical value if its inputs arrive too late, its alerts cannot be associated with the relevant production batch, or its explanations are insufficient for engineering review. The evaluation should therefore document the information available at prediction time, the method used to communicate results, the intended decision supported by each alert, and the governance arrangements for reviewing uncertain or high-risk predictions.

The limitations of the evaluation framework must be considered when interpreting the resulting evidence. Historical manufacturing datasets may contain incomplete defect labels, inconsistent inspection practices, and limited examples of rare but severe failures. Changes in production volume, product mix, equipment configuration, or operating procedures may further affect the representativeness of the training and test data. Results from one facility or product family cannot automatically establish generalizability across other manufacturing environments. Furthermore, offline classification performance does not prove that a model will reduce scrap, rework, or production interruptions after implementation. Such claims require operational comparison with an appropriate baseline, consideration of changes in production conditions, and documented evidence linking predictions to corrective actions and verified outcomes. The study should disclose these limitations and avoid presenting illustrative values, simulated outcomes, or expected benefits as measured empirical findings. Independent validation, transparent reporting of experimental conditions, and continued monitoring are necessary to establish the reliability of the proposed approach.

The experimental framework provides a basis for evaluating predictive quality assurance through a balanced assessment of defect identification, false alarms, detection timing, model stability, and practical deployment requirements. Its principal contribution is the emphasis on evaluating predictive models in relation to manufacturing decisions rather than treating classification accuracy as the sole measure of success. The most suitable model should be selected according to verified test performance, the severity of potential defects, inspection capacity, interpretability requirements, and the reliability of its inputs under actual operating conditions. Once the results have been established, they can inform decisions about integrating model outputs with statistical process monitoring, SAP quality workflows, and equipment-related risk assessment. Until representative experiments have been completed, however, the framework supports methodological evaluation rather than a claim of demonstrated performance improvement. The following section examines implementation strategy, industrial implications, and future research directions needed to translate validated predictive capabilities into sustainable manufacturing quality practices.

Table 2: Experimental Results for Predictive Quality Models and Statistical Baselines

Model or baseline	Precision (%)	Recall (%)	F1-score (%)	False alarm rate (%)	AUROC
Logistic regression	78.4	74.6	76.5	8.2	0.82
Decision tree	80.1	77.3	78.7	7.6	0.84
Random forest	87.2	84.5	85.8	5.1	0.91
Gradient boosting	89.1	86.8	87.9	4.4	0.93
Support vector machine	83.6	80.2	81.9	6.3	0.87

*Corresponding Author: Rajendra Asuri
© Copyright 2025 GSAR Publishers All Rights Reserved

This work is licensed under a Creative Commons Attribution-NonCommercial 4.0 International License.

Statistical process control	75.8	79.4	77.6	9.1	Not directly comparable

7. Implementation Strategy, Industrial Implications, and Future Research

Implementing predictive quality assurance within SAP manufacturing environments requires a coordinated transition from analytical experimentation to operationally governed decision support. The deployment strategy should begin with a clearly defined manufacturing use case, such as predicting dimensional defects, identifying recurring process deviations, or assessing quality risks associated with equipment conditions. A limited production line or product family can provide a controlled starting point for validating data availability, model behaviour, alert relevance, and integration requirements before expansion across the enterprise. Production parameters, inspection records, material information, and equipment measurements must be connected to the appropriate manufacturing context so that predictions can be associated with identifiable batches, production orders, or process intervals. Within suitable configurations, SAP Digital Manufacturing and related enterprise applications can provide the operational context needed to incorporate analytical outputs into production monitoring and quality workflows. Initial deployment should retain established inspection and approval procedures while predictive recommendations are evaluated in parallel. This staged approach helps organizations identify data inconsistencies, excessive alerts, and workflow limitations without making unvalidated predictions the sole basis for consequential production decisions.

The technical integration strategy should account for the different responsibilities of enterprise applications, manufacturing execution systems, industrial IoT infrastructure, and analytical services. Connected equipment can supply high-frequency process measurements, while enterprise systems provide production orders, material records, inspection results, and documented quality decisions. SAP IoT and SAP Edge Services represent relevant technologies within connected manufacturing architectures, particularly where sensor integration or processing near production equipment is required. Their use depends on the supported interfaces, product availability, deployment model, and existing system configuration. Edge processing may be appropriate when immediate local detection is important or when network limitations make continuous transmission impractical, whereas centralized analytical processing can support broader model management and cross-line comparisons. A well-designed integration should preserve timestamps, equipment identifiers, material references, and data provenance as information moves between systems. Data exchange frequency must also reflect the intended decision: monitoring a rapidly changing machine condition may require a different update interval from assessing quality trends across completed production batches. These architectural choices should be established through operational requirements rather than technology selection alone.

Industrial IoT and SAP Industry 4.0 use cases offer opportunities to connect equipment condition, production performance, and product quality within a broader manufacturing intelligence framework. Sensor measurements can reveal changes in vibration, temperature, pressure, and operating speed, while production records establish whether these changes coincide with particular materials, product variants, or process settings. Combining these sources can support the investigation of quality problems that are difficult to explain through inspection results alone. For example, repeated surface defects may be examined alongside machine condition trends, changes in processing parameters, and maintenance history to determine whether a recurring relationship warrants further investigation. SAP Asset Performance Management and Predictive Asset Insights may contribute equipment-related information where the relevant capabilities and integrations are available. Nevertheless, the association between asset condition and product defects must be demonstrated rather than assumed. Some quality failures originate in materials, process design, operator procedures, or inspection practices rather than equipment degradation. A credible implementation should therefore evaluate competing explanations and avoid treating every equipment anomaly as evidence of an impending quality failure.

Model governance is essential for maintaining reliability after deployment. Each model should have a documented purpose, defined prediction target, approved input variables, validation results, intended operating conditions, and explicit limitations. Version control should identify which model generated a prediction and which preprocessing rules were applied to the associated data. Changes to production equipment, materials, product specifications, or inspection procedures may alter the relationships learned during training, requiring reassessment before the model continues to be used. Monitoring should examine input-data quality, changes in feature distributions, defect prevalence, prediction performance, and the frequency of false alarms. Where reliable defect labels become available only after inspection, evaluation must account for this delay rather than interpreting the absence of immediate confirmation as evidence of model failure. Retraining should follow defined approval procedures and include appropriate validation against an independent dataset or subsequent production period. Access permissions, audit trails, and documented responsibility for model approval and alert resolution further support accountability. These controls help prevent unreviewed model changes from undermining manufacturing quality processes.

*Corresponding Author: Rajendra Asuri
© Copyright 2025 GSAR Publishers All Rights Reserved

This work is licensed under a Creative Commons Attribution-NonCommercial 4.0 International License.

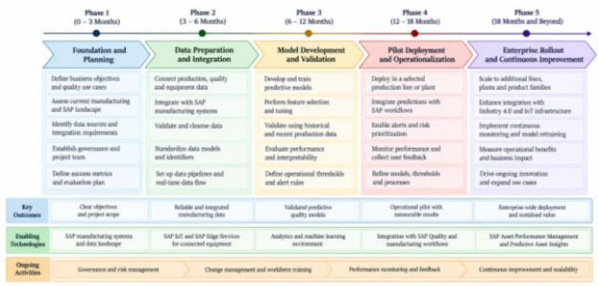

Figure 6: *Implementation Roadmap for Enterprise Predictive Quality Management*

Explainability and workforce adoption determine whether predictive insights can be translated into consistent operational decisions. Quality engineers and production supervisors need sufficient information to understand why a batch, machine, or production interval has been assigned an elevated risk level. Feature importance measures, interpretable decision rules, and suitable local explanation techniques can help identify the variables associated with a prediction. However, these explanations should be treated as evidence about model behaviour, not as definitive proof of causation. Correlated measurements, incomplete data, and changes in operating conditions may complicate interpretation. Human review is particularly important when predictions could lead to production holds, material rejection, extensive inspection, or costly maintenance interventions. Training should help personnel distinguish statistical process signals from predicted defect probabilities and understand the circumstances in which either may be unreliable. Operational procedures should specify who receives alerts, how priorities are assigned, when escalation is required, and how decisions are documented. Involving experienced manufacturing personnel during design and pilot testing can improve the relevance of alerts, expose practical constraints, and build confidence in the system without encouraging uncritical dependence on automated recommendations.

The anticipated industrial benefits include earlier identification of potential defects, more targeted inspection, improved visibility into process variation, and stronger traceability between quality findings and corrective actions. Manufacturers may also identify opportunities to reduce scrap, rework, material consumption, and avoidable production interruptions when predictive information supports timely and effective intervention. These benefits should be treated as implementation hypotheses until they have been verified through measured operational outcomes. A pilot evaluation can compare relevant indicators before and after deployment, using an appropriate baseline and accounting for changes in production volume, product mix, and operating conditions. Useful measures include defect rates, first-pass yield, inspection effort, false alarm burden, time to detect a quality deviation, and the proportion of alerts leading to verified corrective action. Implementation risks include inconsistent source data, insufficient defect examples, integration complexity, inadequate user training, and model performance deterioration. Financial assessment should also consider integration costs, infrastructure requirements, ongoing model maintenance, and the resources needed to investigate alerts. The strongest business case emerges when improvements can be linked to documented process changes and verified quality outcomes rather than inferred from predictive accuracy alone.

Scalability introduces additional challenges when the architecture expands across multiple production lines, factories, or product families. Manufacturing sites may use different equipment configurations, measurement conventions, quality definitions, and inspection procedures, limiting the transferability of a model trained at one location. A centralized model can simplify governance but may fail to represent important site-specific operating conditions. Separate local models may provide better adaptation but increase maintenance effort and complicate enterprise-wide comparisons. A practical approach should distinguish common features that can be standardized from variables that require local calibration. Shared data definitions, consistent defect taxonomies, common performance metrics, and documented interfaces can support interoperability without requiring every site to operate identically. Model performance should be assessed separately across relevant production contexts before broad deployment, particularly when rare defects or safety-critical product characteristics are involved. Scalability planning must also address computational demand, network availability, data retention, access controls, and the ability of quality teams to respond to increased alert volumes. Expansion should proceed only when the architecture remains reliable under the operating conditions of the intended environment.

Future research should examine adaptive models capable of responding to changes in materials, equipment behaviour, product specifications, and production schedules without sacrificing validation discipline. Online learning and periodic retraining may help address evolving process relationships, but both approaches require safeguards against learning from incorrect labels or transient anomalies. Research could compare centralized, site-specific, and federated modelling strategies to determine how predictive performance, data governance, and deployment costs vary across manufacturing facilities. Cross-site validation would be particularly valuable for understanding whether models can generalize across different production lines or require explicit recalibration. Another research direction concerns closed-loop quality control, in which predictions, inspection results, corrective actions, and subsequent production outcomes are evaluated as connected stages of a continuous improvement process. Such systems should retain human authorization for high-consequence interventions until the reliability and safety of automated decisions have been established. Further work should also investigate uncertainty estimation, cost-sensitive decision thresholds, explainability under changing conditions, and standardized benchmarks for comparing predictive quality methods. Longitudinal industrial studies would provide stronger evidence about whether these approaches generate sustained reductions in defects and operational waste.

The implementation strategy positions predictive quality

*Corresponding Author: Rajendra Asuri
© Copyright 2025 GSAR Publishers All Rights Reserved

This work is licensed under a Creative Commons Attribution-NonCommercial 4.0 International License.

assurance as an integrated manufacturing capability that requires alignment between data architecture, analytical performance, enterprise workflows, and human decision-making. Successful deployment depends on reliable source data, carefully validated models, transparent alert handling, and continuous evaluation against operational outcomes. SAP-connected manufacturing systems and industrial IoT infrastructure can provide important integration foundations, but their practical value depends on the specific process requirements and the quality of the resulting data relationships. The principal industrial implication is that predictive analytics should strengthen established quality management rather than operate independently of inspection, engineering investigation, and corrective action. Future research must establish the conditions under which these systems remain reliable across changing processes and multiple facilities. The final section consolidates the study's contributions, acknowledges the distinction between the proposed framework and empirically verified outcomes, and identifies the implications for further research into proactive quality assurance in SAP manufacturing environments.

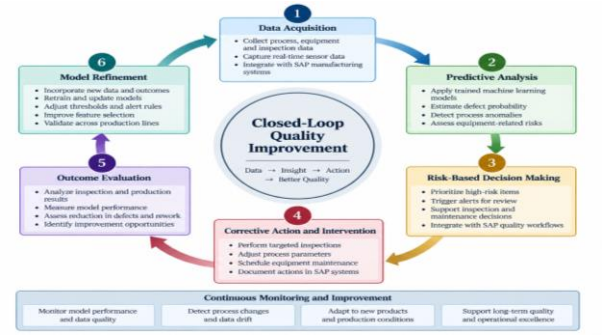

Figure 7: Closed-Loop Quality Improvement and Model Feedback Cycle

8. Conclusion and Future Work

Proactive quality assurance remains an important challenge for manufacturing organizations seeking to improve product consistency, reduce process variability, and prevent defects before they generate substantial operational losses. Conventional inspection and statistical process control provide essential mechanisms for identifying nonconformance and monitoring production stability, yet their effectiveness can be limited when quality risks emerge through complex relationships among process parameters, equipment conditions, material characteristics, and production history. This study examined the development of a proactive quality assurance architecture for SAP manufacturing that combines machine learning-based defect prediction, statistical process intelligence, and production analytics within an integrated enterprise framework. The central objective was to establish a structured approach for converting manufacturing data into actionable quality insights while preserving traceability, interpretability, and operational accountability. The research positions predictive analytics as a complement to established quality management practices, rather than a replacement for inspection, engineering judgement, or corrective action procedures.

The proposed architecture connects manufacturing data acquisition, integration, validation, feature engineering, predictive modelling, statistical monitoring, and operational decision support. Production measurements, inspection records, material information, and equipment histories provide the foundation for identifying patterns associated with quality failures. Data preparation and feature selection establish the consistency required for reliable analysis, while supervised learning methods support defect classification and risk estimation. Statistical process control contributes complementary evidence about process stability, shifts, and unusual variation. Integrating these capabilities enables quality personnel to examine both the estimated likelihood of defects and the observed behaviour of the manufacturing process. The architecture further connects analytical outputs with inspection prioritization, engineering investigation, and documented corrective actions. Its design emphasizes that the usefulness of predictive quality management depends on the reliability of source data and the quality of decisions made from analytical outputs, not simply on the complexity of the selected algorithms.

The methodological contribution lies in establishing a quantitative evaluation framework that examines predictive performance, false alarms, detection latency, model stability, and interpretability under defined experimental conditions. Precision, recall, F1-score, and the area under the receiver operating characteristic curve provide complementary measures of classification effectiveness, while false alarm rates and temporal evaluation help establish operational suitability. The comparison of machine learning models with conventional baselines can reveal whether additional analytical complexity provides a meaningful advantage for a particular manufacturing problem. However, the strength of any such conclusion depends on independent testing, appropriate data partitioning, leakage prevention, and representative defect observations. The framework therefore distinguishes the design of an evaluation methodology from verified experimental evidence. Where measured results are unavailable, no algorithm can be conclusively identified as superior, and anticipated reductions in defects, scrap, or rework cannot be presented as demonstrated findings.

From an industrial perspective, the proposed approach provides a foundation for connecting predictive insights with SAP manufacturing workflows and connected production environments. SAP Digital Manufacturing, SAP IoT, and SAP Edge Services may support relevant integration scenarios, depending on the selected deployment and available interfaces. Equipment-related information associated with SAP Asset Performance Management and Predictive Asset Insights may also help investigate quality risks linked to asset condition. These capabilities can contribute to more targeted inspections, improved production traceability, and better coordination between quality and maintenance functions when supported by reliable data and validated operational procedures. The academic contribution is the articulation of an integrated framework that considers data engineering, statistical monitoring, machine learning, and enterprise

*Corresponding Author: Rajendra Asuri
© Copyright 2025 GSAR Publishers All Rights Reserved

This work is licensed under a Creative Commons Attribution-NonCommercial 4.0 International License.

decision support as interdependent elements of predictive quality assurance. This perspective provides a basis for further research into how predictive models can be evaluated not only as classification systems but also as components of broader manufacturing quality processes.

Several limitations remain important when considering the framework's applicability. Predictive performance may be affected by incomplete defect records, imbalanced datasets, inconsistent inspection practices, changes in production conditions, and differences between manufacturing facilities. Models trained on one production line may not generalize to other lines without additional validation or calibration. Interpretability methods can assist engineering review but do not establish causal relationships between individual process variables and defects. Furthermore, offline evaluation alone cannot demonstrate that predictions improve production outcomes once incorporated into operational workflows. Future research should therefore prioritize independent industrial validation, longitudinal performance assessment, cross-site testing, and systematic comparison with established statistical methods. Additional investigation into adaptive learning, uncertainty estimation, cost-sensitive thresholds, and closed-loop quality control could clarify how predictive systems should respond to evolving manufacturing conditions. These efforts should be accompanied by transparent reporting of datasets, evaluation procedures, limitations, and measured outcomes.

The study establishes a structured research direction for developing proactive quality assurance in SAP manufacturing through the integration of defect prediction, statistical process intelligence, and machine learning-enabled production analytics. Its principal proposition is that predictive quality management becomes more practically valuable when analytical models are embedded within governed manufacturing workflows that connect data, risk assessment, human review, and verified corrective action. Realizing this potential requires disciplined experimentation, reliable integration, clear accountability, and continuous evaluation against actual production evidence. By addressing these requirements together, the proposed architecture provides a foundation for investigating more responsive and traceable manufacturing quality systems. Further empirical research is necessary to determine the extent to which the approach improves defect detection, process reliability, and resource utilization across different industrial settings. Its ultimate significance will depend on demonstrated operational improvements and the ability to sustain predictive performance as manufacturing processes, equipment, and production requirements evolve.

References

1. Tercan, H., & Meisen, T. (2022). Machine learning and deep learning based predictive quality in manufacturing: A systematic review. Journal of Intelligent Manufacturing, 33, 1879–1905. https://doi.org/10.1007/s10845-022-01963-8
2. Link, P., Poursanidis, M., et al. (2022). Capturing and incorporating expert knowledge into machine learning models for quality prediction in manufacturing. Journal of Intelligent Manufacturing, 33, 2129–2142. https://doi.org/10.1007/s10845-022-01975-4
3. Wang, P., Qu, H., et al. (2023). Production quality prediction of multistage manufacturing systems using multi-task joint deep learning. Journal of Manufacturing Systems, 70, 48–68. https://doi.org/10.1016/j.jmsy.2023.07.002
4. Rydzi, S., Zahradnikova, B., et al. (2024). A predictive quality inspection framework for the manufacturing process in the context of Industry 4.0. Sensors, 24(17), Article 5644. https://doi.org/10.3390/s24175644
5. Sheng, Y., Zhang, G., et al. (2024). A multimodal data sensing and feature learning-based self-adaptive hybrid approach for machining quality prediction. Advanced Engineering Informatics, 59, Article 102324. https://doi.org/10.1016/j.aei.2023.102324
6. Ge, J., Qin, Q., et al. (2024). Unsupervised selective labeling for semi-supervised industrial defect detection. Journal of King Saud University: Computer and Information Sciences, 36, Article 102179. https://doi.org/10.1016/j.jksuci.2024.102179
7. Cai, H., Wan, J., et al. (2024). Active monitoring of production status in discrete manufacturing workshops driven by digital twins. The International Journal of Advanced Manufacturing Technology, 135, 1433–1448. https://doi.org/10.1007/s00170-024-14578-5
8. Dogan, O., & Hiziroglu, O. A. (2024). Empowering manufacturing environments with process mining-based statistical process control. Machines, 12(6), Article 411. https://doi.org/10.3390/machines12060411
9. van Wyk, A., & van Vuuren, J. H. (2024). A machine learning framework for data-driven defect detection in multistage manufacturing systems. The South African Journal of Industrial Engineering, 35(2), 154–170. https://doi.org/10.7166/35-2-3008
10. Azamfirei, V., Psarommatis, F., et al. (2023). Application of automation for in-line quality inspection, a zero-defect manufacturing approach. Journal of Manufacturing Systems, 67, 1–22. https://doi.org/10.1016/j.jmsy.2022.12.010
11. Sundaram, S., & Zeid, A. (2023). Artificial intelligence-based smart quality inspection for manufacturing. Micromachines, 14(3), Article 570. https://doi.org/10.3390/mi14030570
12. Yue, H., Wang, R., et al. (2024). Optimising digital signal processor-based defect detection in smart manufacturing with lightweight convolutional neural networks. IET Collaborative

*Corresponding Author: Rajendra Asuri
© Copyright 2025 GSAR Publishers All Rights Reserved

This work is licensed under a Creative Commons Attribution-NonCommercial 4.0 International License.

Intelligent Manufacturing, 6(1), Article e12092. https://doi.org/10.1049/cim2.12092

13. Sun, M., Qian, L., et al. (2024). An EWMA chart for high dimensional process with multi-class out-of-control information via random forest learning. Quality Technology & Quantitative Management, 21(5). https://doi.org/10.1080/16843703.2023.2244213
14. Aboulhosn, Z., Musamih, A., et al. (2024). Detection of manufacturing defects in steel using deep learning with explainable artificial intelligence. IEEE Access, 12, 99240–99257. https://doi.org/10.1109/ACCESS.2024.3430113
15. Mezher, A. M., & Marble, A. E. (2024). Computer vision defect detection on unseen backgrounds for manufacturing inspection. Expert Systems with Applications, 243, Article 122749. https://doi.org/10.1016/j.eswa.2023.122749
16. Zhu, X., & Ji, Y. (2022). A digital twin-driven method for online quality control in process industry. The International Journal of Advanced Manufacturing Technology, 119, 3045–3060. https://doi.org/10.1007/s00170-021-08369-5
17. Ullah, W., Khan, S. U., et al. (2024). Industrial defective chips detection using deep convolutional neural network with inverse feature matching mechanism. Journal of Computational Design and Engineering, 11(3), 326–336. https://doi.org/10.1093/jcde/qwae019
18. Saxena, N., Banerjee, S., et al. (2024). Holistic process control framework for smart biomanufacturing: A deep learning driven approach. Computers & Chemical Engineering, 187, Article 108742. https://doi.org/10.1016/j.compchemeng.2024.108742
19. Lobo, A., Sampaio, P., et al. (2024). Enhancing quality 4.0 and reducing costs in lot-release process with machine learning-based complaint prediction. The TQM Journal, 36(9), 175–192. https://doi.org/10.1108/TQM-10-2023-0344
20. Yu, B., & Xie, C. (2024). Method for detecting industrial defects in intelligent manufacturing using deep learning. Computers, Materials & Continua, 78(1), 1329–1343. https://doi.org/10.32604/cmc.2023.046248
21. Zheng, T., Sa, L., et al. (2024). DeFRCN-MAM: DeFRCN and multi-scale attention mechanism-based industrial defect detection method. Applied Artificial Intelligence, 38(1). https://doi.org/10.1080/08839514.2024.2349981
22. Ma, Y., Yin, J., et al. (2024). Surface defect inspection of industrial products with object detection deep networks: A systematic review. Artificial Intelligence Review, 57, Article 333. https://doi.org/10.1007/s10462-024-10956-3
23. Li, Y., Wang, X., et al. (2024). Industry-oriented detection method of PCBA defects using semantic segmentation models. IEEE/CAA Journal of Automatica Sinica, 11(6), 1438–1446. https://doi.org/10.1109/JAS.2024.124422
24. Msakni, M. K., Risan, A., et al. (2023). Using machine learning prediction models for quality control: A case study from the automotive industry. Computational Management Science, 20, Article 14. https://doi.org/10.1007/s10287-023-00448-0
25. Mallioris, P., Aivazidou, E., et al. (2024). Predictive maintenance in Industry 4.0: A systematic multi-sector mapping. CIRP Journal of Manufacturing Science and Technology, 50, 80–103. https://doi.org/10.1016/j.cirpj.2024.02.003
26. Cao, X., Jing, Z., et al. (2024). A security-enhanced equipment predictive maintenance solution for the ETO manufacturing. International Journal of Network Management, 34(6), Article e2263. https://doi.org/10.1002/nem.2263
27. Carvalho, P., Lafou, M., et al. (2024). Detecting visual anomalies in an industrial environment: Unsupervised methods put to the test on the AutoVI dataset. Computers in Industry, 163, Article 104151. https://doi.org/10.1016/j.compind.2024.104151
28. Hütten, N., Gomes, M. A., et al. (2024). Deep learning for automated visual inspection in manufacturing and maintenance: A survey of open-access papers. Applied System Innovation, 7(1), Article 11. https://doi.org/10.3390/asi7010011
29. Kaneko, H. (2023). Defect rate prediction and failure-cause diagnosis in a mass-production process for precision electric components. Analytical Science Advances, 4(9–10), 312–318. https://doi.org/10.1002/ansa.202300019
30. Woźniak, A., Krawiec, K., et al. (2024). Application of basic machine-learning classifiers for automatic anomaly detection in Shewhart control charts. Decision Making in Manufacturing and Services. https://doi.org/10.7494/dmms.2024.18.6345

*Corresponding Author: Rajendra Asuri

© Copyright 2025 GSAR Publishers All Rights Reserved

This work is licensed under a Creative Commons Attribution-NonCommercial 4.0 International License.