

Global Journal of Engineering and Technology [GJET].
ISSN: **2583-3359** (Online)
Frequency: Monthly
Published By GSAR Publishers
Journal Homepage Link- https://gsarpublishers.com/journal-gjet-home/

Engineering Enterprise-Scale Workforce Intelligence Through Predictive Modeling, Machine Learning, and Integrated HR Data Architectures Across SAP SuccessFactors and SAP Business Technology Platform

By

Rajendra Asuri

Senior SAP BTP consultant



Article History

Received: 20/08/2025
Accepted: 21/09/2025
Published: 29/09/2025

Vol – 4 Issue – 9

PP: - 08-27

Abstract

Artificial intelligence and predictive modeling offer substantial opportunities to improve workforce planning, talent management, and evidence-based human resource decision-making. This study examines an enterprise-scale analytical framework integrating SAP SuccessFactors and SAP Business Technology Platform to convert fragmented human resource data into actionable workforce intelligence. The research addresses limitations in conventional HR analytics, including reactive reporting, inconsistent data integration, limited forecasting capabilities, and insufficient alignment between workforce indicators and organizational objectives. A mixed-methods approach combines quantitative analysis of workforce metrics, predictive modeling techniques, and qualitative assessment of HR processes and decision-making requirements. The proposed methodology incorporates data integration, feature engineering, machine learning-based forecasting, and analytical validation to examine employee attrition, talent demand, workforce allocation, and emerging staffing requirements. The framework emphasizes data quality, model interpretability, role-based access, and responsible handling of employee information. The conceptual findings indicate that integrated analytics can strengthen workforce visibility, improve forecasting consistency, support earlier identification of retention risks, and facilitate more informed talent allocation decisions. Its principal innovation lies in connecting predictive intelligence with enterprise HR data architecture through a scalable analytical approach suited to complex organizational environments. The study contributes a practical foundation for HR technology implementation while extending research on the relationship between predictive analytics, enterprise platforms, and human capital strategy. Organizations can use this approach to develop measurable workforce indicators, strengthen strategic planning, and improve coordination between HR professionals and business leaders. Ultimately, the framework positions predictive HR analytics as a disciplined, data-informed capability for sustainable workforce planning and organizational effectiveness.

Keywords: *Predictive HR Analytics, Workforce Intelligence, Machine Learning, SAP SuccessFactors, SAP Business Technology Platform, SAP Analytics Cloud, SAP Data Intelligence, SAP Master Data Governance (MDG), SAP Fieldglass, Workforce Forecasting, Human Capital Management, Employee Attrition Prediction, Talent Demand Planning, Workforce Optimization, Predictive Modeling, HR Data Integration, People Analytics, Data Governance, Explainable Artificial Intelligence, Strategic Workforce Planning, Enterprise Data Architecture*

1. INTRODUCTION

Enterprise human resource management has evolved from maintaining employee records and generating periodic reports toward a more analytical approach to workforce planning and organizational decision-making. Increasing workforce complexity, changing skill requirements, employee mobility, and competition for specialized talent have created a need for reliable workforce intelligence. Traditional HR reporting provides useful historical information, but it often offers limited support for anticipating employee attrition, forecasting

*Corresponding Author: Rajendra Asuri

© Copyright 2025 GSAR Publishers All Rights Reserved

This work is licensed under a Creative Commons Attribution-NonCommercial 4.0 International License.

staffing requirements, or identifying emerging talent shortages. Predictive analytics and machine learning provide opportunities to examine workforce patterns and estimate future organizational needs. Integrating these capabilities with enterprise HR systems can strengthen the relationship between workforce information and strategic business objectives.

The expansion of cloud-based human capital management has created new opportunities for consolidating employee information across recruitment, performance management, learning, compensation, and workforce administration. SAP SuccessFactors provides an enterprise environment for managing several of these human resource processes, while SAP Business Technology Platform supports application integration, data processing, and the development of analytical services. Together, these technologies can contribute to an integrated environment in which operational HR information supports broader workforce analysis. However, the availability of enterprise platforms does not automatically produce reliable predictive insights. Meaningful results depend on consistent data definitions, suitable analytical methods, appropriate integration mechanisms, and the ability to translate model outputs into decisions that reflect organizational requirements.

A central challenge in enterprise workforce intelligence concerns the fragmentation of HR information across operational applications, departmental databases, and external workforce management systems. Employee records may contain inconsistent identifiers, incomplete employment histories, duplicated attributes, or different representations of organizational structures. Such inconsistencies complicate the preparation of analytical datasets and can reduce the reliability of predictive models. Workforce analysis also requires careful consideration of temporal changes, including transfers, promotions, restructuring, and changes in employment status. Without a dependable data foundation, even sophisticated machine learning techniques may produce misleading predictions. Establishing an integrated HR data architecture is therefore an essential prerequisite for developing scalable predictive capabilities across complex enterprise environments.

Although predictive HR analytics has received considerable attention, practical implementation continues to involve challenges that extend beyond model selection. Many analytical initiatives concentrate on individual use cases, such as attrition classification or recruitment forecasting, without adequately addressing the architecture required to connect these models with enterprise HR data. Other approaches emphasize reporting capabilities but provide limited explanation of how data governance, feature engineering, model validation, and decision support should operate as connected activities. This creates a gap between the technical development of predictive models and their sustained use within organizational processes. The present study addresses this gap by examining how enterprise data integration and predictive modeling can be combined within a coherent workforce intelligence framework supported by SAP SuccessFactors and SAP Business Technology Platform.

The principal research problem is the absence of a sufficiently integrated approach for connecting workforce data architecture, machine learning, and actionable HR decision support in a consistent enterprise environment. Fragmented data pipelines can introduce inconsistencies, while poorly validated models may fail to generalize across departments, employee populations, or forecasting periods. Furthermore, predictions that cannot be interpreted by HR professionals may receive limited managerial acceptance, even when their statistical performance appears satisfactory. Employee privacy, analytical fairness, access control, and the potential consequences of automated recommendations introduce additional concerns. These challenges motivate the development of a framework that treats predictive workforce intelligence as an interconnected organizational capability rather than an isolated analytical application.

The primary objective of this study is to develop an enterprise-oriented framework for workforce intelligence through predictive modeling, machine learning, and integrated HR data architectures. The study examines how SAP SuccessFactors and SAP Business Technology Platform can support the collection, harmonization, processing, and analytical use of workforce information. It also considers the application of predictive techniques to employee attrition assessment, workforce demand forecasting, talent capacity estimation, and internal mobility analysis. A further objective is to establish a structured approach to model evaluation using appropriate classification and forecasting metrics. Data quality, interpretability, governance, and operational feasibility are treated as integral components of the proposed framework rather than secondary implementation concerns.

These objectives lead to several research questions. How can workforce information from enterprise HR systems be integrated into a consistent analytical architecture? Which predictive modeling approaches are appropriate for estimating employee attrition risk and future staffing requirements? How do data quality, feature selection, and validation procedures influence the reliability of workforce predictions? What architectural and governance considerations are necessary to support interpretable, scalable, and responsible analytical services? The study also investigates how predictive outputs can be translated into useful decision support for HR professionals and business leaders. Addressing these questions establishes a structured basis for examining the relationship between enterprise data integration, analytical performance, and workforce planning effectiveness.

The significance of this research extends to both enterprise implementation and academic investigation. From an organizational perspective, a well-designed workforce intelligence framework can help HR teams identify emerging staffing pressures, examine retention patterns, assess skill distribution, and evaluate alternative workforce planning scenarios. Integrating analytical outputs with enterprise reporting can also improve consistency between operational

*Corresponding Author: Rajendra Asuri
© Copyright 2025 GSAR Publishers All Rights Reserved

This work is licensed under a Creative Commons Attribution-NonCommercial 4.0 International License.

HR indicators and strategic management priorities. From a technical perspective, the framework highlights the importance of interoperable data services, reliable data preparation, suitable model validation, and transparent analytical outputs. These capabilities may support more informed managerial decisions, although their actual benefits depend on data maturity, organizational context, implementation quality, and appropriate human oversight.

The study positions enterprise workforce intelligence as a combination of data architecture, predictive analysis, and responsible decision support. Its central contribution is a structured perspective that connects HR information integration with the development, evaluation, and organizational use of machine learning models. Rather than assuming that advanced algorithms independently improve HR outcomes, the proposed approach recognizes the influence of data quality, model limitations, governance practices, and managerial interpretation. The framework provides a foundation for subsequent empirical evaluation using appropriate organizational datasets and clearly defined performance measures. Through this integrated perspective, the research seeks to advance the practical and analytical foundations of predictive workforce management across SAP-based enterprise environments.

2. Theoretical Foundations of Predictive Workforce Intelligence

Human resource analytics has developed from conventional employee reporting into a broader analytical discipline that supports organizational planning, workforce evaluation, and evidence-based management. Descriptive analytics provides a historical account of workforce characteristics, including headcount, turnover rates, absenteeism, recruitment activity, and employee distribution across business units. Diagnostic analytics extends this perspective by examining the factors associated with observed workforce changes and identifying patterns that may explain operational outcomes. Predictive analytics uses historical observations and statistical relationships to estimate future events, such as employee departures, staffing shortages, or changes in talent demand. Prescriptive analytics goes further by evaluating possible interventions and supporting decisions about resource allocation, retention initiatives, and workforce development. These analytical capabilities represent complementary stages of decision support rather than independent technologies, and their effectiveness depends on the quality of the underlying information and the clarity of the organizational questions being addressed.

The transition toward predictive workforce intelligence reflects a broader movement from retrospective measurement to forward-looking organizational analysis. Traditional HR departments frequently rely on periodic reports that describe workforce conditions after relevant events have occurred. Although these reports remain necessary for compliance, operational monitoring, and management accountability, they offer limited support when decision-makers must anticipate changing workforce requirements. Predictive analysis introduces the possibility of identifying emerging patterns before they become significant operational problems. For example, historical employee movement, tenure distributions, internal transfers, and recruitment trends may help organizations examine potential retention risks or forecast future staffing requirements. Nevertheless, a prediction should not be interpreted as a definitive statement about an employee or an organization. Its practical value depends on the reliability of the evidence, the relevance of the selected variables, and the extent to which managers understand the conditions under which the estimate was produced.

Machine learning provides a collection of analytical techniques for identifying relationships within workforce datasets that may be difficult to represent through fixed reporting rules. Classification methods can estimate the probability of a defined outcome, such as employee attrition, while regression techniques can estimate continuous quantities, including recruitment demand or expected staffing levels. Decision trees, random forests, and gradient boosting can capture nonlinear relationships and interactions among workforce characteristics. Logistic regression remains useful when interpretability and a transparent statistical baseline are important. Clustering techniques can support exploratory analysis of employee populations, skill profiles, or career movement patterns, while time-series methods can examine changes in workforce demand across reporting periods. The selection of an appropriate method must reflect the prediction objective, the available data, the cost of errors, and the requirements of the intended HR decision. Algorithmic complexity alone does not establish analytical superiority.

Employee attrition prediction illustrates both the potential and the limitations of machine learning in human capital management. Organizations may examine historical employment records, tenure, job changes, compensation history, engagement indicators where appropriately collected, and organizational conditions to identify patterns associated with employee departure. Such analysis can help HR professionals investigate retention challenges and prioritize broader workforce reviews. However, an observed association between a workforce characteristic and attrition does not establish that the characteristic causes an employee to leave. Models trained on historical records may also reproduce earlier organizational practices, including unequal treatment or biased decisions reflected in the data. Predictions can become less reliable when job structures, labor market conditions, compensation policies, or employee expectations change. Responsible attrition analysis therefore requires careful feature selection, temporal validation, performance monitoring, and human interpretation before any intervention is considered.

Workforce demand forecasting presents a related analytical challenge because staffing requirements are influenced by several interacting factors. Business expansion, seasonal activity, project commitments, employee turnover, automation, and changes in required skills can affect the number and type of employees an organization needs. Historical headcount alone may not adequately represent these

*Corresponding Author: Rajendra Asuri
© Copyright 2025 GSAR Publishers All Rights Reserved

This work is licensed under a Creative Commons Attribution-NonCommercial 4.0 International License.

influences, particularly when organizational structures or operating conditions change substantially. Forecasting methods can support estimates of future staffing levels, but their accuracy depends on the consistency of historical observations and the availability of relevant explanatory information. Internal mobility analysis introduces another dimension by examining how employee skills, career progression, training, and movement between roles contribute to organizational capacity. When these analytical tasks are considered together, workforce intelligence can provide a more comprehensive view of talent supply, anticipated demand, and potential capability gaps than separate reports focused on individual HR functions.

Despite these advances, conventional reporting and isolated analytical models continue to create significant limitations. A reporting system may provide accurate headcount figures without explaining how changes in staffing relate to recruitment activity, employee mobility, or future business requirements. Similarly, an attrition model developed using a locally maintained dataset may perform adequately within one department but become less reliable when applied to another business unit with different workforce characteristics. Disconnected systems can use inconsistent employee identifiers, incompatible organizational hierarchies, or different definitions of turnover and internal movement. These inconsistencies complicate model development and prevent meaningful comparisons across departments. An enterprise approach must therefore address more than the transfer of information between applications. It must establish consistent definitions, preserve relevant historical context, document data transformations, and ensure that analytical outputs can be interpreted within the organizational processes they are intended to support.

Data quality is a foundational determinant of predictive reliability. Workforce datasets may contain missing values, duplicated records, inaccurate job classifications, inconsistent dates, or incomplete histories of employee transfers and departures. Missing information can be particularly problematic when it is associated with particular employee groups, business units, or periods of organizational change. Removing incomplete records without examining their distribution may distort the analytical population, while indiscriminate imputation can introduce artificial patterns into the dataset. Feature engineering must also respect the timing of the prediction task. Information recorded after an employee has departed, for example, must not be used to predict that departure if it would not have been available at the intended decision point. Such target leakage can produce misleadingly strong evaluation results. Data validation, controlled transformation, appropriate missing-value treatment, and temporal separation of training and evaluation datasets are therefore necessary components of a credible workforce modeling process.

Interpretability further connects analytical quality with practical decision-making. HR professionals require sufficient information to understand why a model assigns elevated risk to a workforce segment or forecasts an increase in staffing demand. Interpretable models, feature importance analysis, and suitable explanation methods can help identify the variables contributing to a prediction, although explanations must not be mistaken for proof of causality. Reliability also requires more than a favorable accuracy score. Attrition datasets may contain substantially fewer departure cases than continuing employees, making accuracy alone an inadequate measure of model performance. Precision, recall, F1-score, ROC-AUC, calibration, and evaluation across relevant employee groups can provide a more balanced assessment. Forecasting tasks require appropriate measures such as mean absolute error and root mean squared error. These measures should be interpreted in relation to the business consequences of false alerts, missed risks, and inaccurate staffing estimates. A technically sound model becomes useful workforce intelligence only when its outputs are reliable, understandable, and appropriate for the decision being considered.

The theoretical foundation of this study rests on the relationship between integrated enterprise data, predictive analytical methods, and organizational decision support. SAP SuccessFactors can provide structured information concerning employee and organizational processes, while SAP Business Technology Platform can support integration and the development of connected data and analytical services. Depending on the implementation, SAP Analytics Cloud may provide reporting and visualization, SAP Data Intelligence may support data integration and processing, and SAP Master Data Governance may contribute to the consistency of governed master data. SAP Fieldglass can supply relevant external workforce information where contingent labor forms part of the planning problem. These products have distinct roles and should not be treated as interchangeable components or assumed to provide every analytical capability automatically. The research gap lies in determining how such enterprise capabilities can be organized into a coherent framework that connects workforce data preparation, predictive model development, evaluation, governance, and managerial action. This study contributes to human capital management research by treating workforce intelligence as an integrated analytical capability whose effectiveness depends on technical architecture, methodological discipline, and organizational interpretation.

*Corresponding Author: Rajendra Asuri
© Copyright 2025 GSAR Publishers All Rights Reserved

This work is licensed under a Creative Commons Attribution-NonCommercial 4.0 International License.

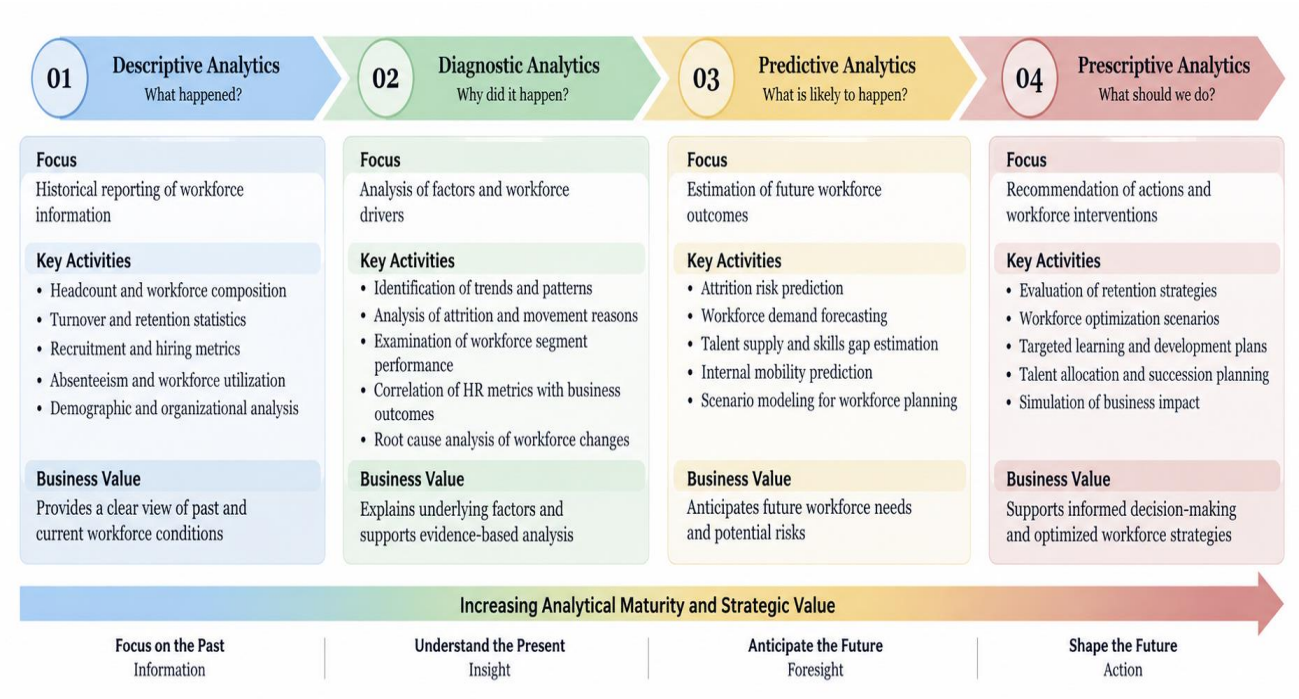

Figure 1: Evolution of Enterprise HR Analytics and Predictive Workforce Intelligence

3. Enterprise HR Data Architecture Across SAP SuccessFactors and SAP BTP

An enterprise workforce intelligence architecture requires more than the collection of employee records from multiple applications. It must establish a dependable relationship between operational HR processes, integrated data services, analytical processing, and management decision support. SAP SuccessFactors can serve as a primary source of structured human capital information, including employment history, organizational assignments, recruitment activity, performance-related records, and skills information where these capabilities are implemented. Such data provides the foundation for understanding workforce composition, employee movement, and changing talent requirements. However, individual HR modules may maintain information according to different business processes and operational rules. A predictive framework must therefore distinguish the original purpose of each data source from its analytical use. This separation helps preserve the meaning of operational records while preparing consistent datasets for workforce forecasting, attrition analysis, and talent planning.

SAP Business Technology Platform provides an enterprise environment for connecting applications, integrating data, and developing analytical services around existing business systems. Within a workforce intelligence architecture, its role is to support the movement and processing of information between operational HR applications and the services responsible for preparing analytical datasets. Integration design should account for available application programming interfaces, data extraction mechanisms, event-based interfaces where supported, and the frequency at which information must be refreshed. A workforce dashboard may require relatively recent headcount information, whereas a longitudinal attrition model depends on reliable historical snapshots and consistent employee status changes. Treating these requirements as identical can create unnecessary processing demands or compromise analytical validity. The architecture should consequently define data refresh expectations according to the intended business decision, while maintaining traceability between source records and the resulting analytical information.

Data integration becomes more challenging when workforce information originates from systems that use different identifiers, organizational structures, or definitions of business entities. An employee may change departments, locations, job classifications, or reporting relationships without changing their underlying employee identity. If such changes are interpreted as separate employee records, workforce calculations can become distorted and historical patterns may be misrepresented. Data integration services must therefore support controlled extraction, transformation, reconciliation, and validation. SAP Data Intelligence, within the scope of the relevant product capabilities and implementation, can support data integration and processing workflows across enterprise information sources. Its role in the proposed architecture is to help establish repeatable data preparation processes rather than to serve as an automatic guarantee of data quality. Effective implementation requires documented transformation rules, monitored processing outcomes, and exception handling for records that cannot be reconciled reliably.

Master data consistency provides a complementary foundation for integrating workforce information across enterprise applications. SAP Master Data Governance can support governed master data processes where organizational

*Corresponding Author: Rajendra Asuri
© Copyright 2025 GSAR Publishers All Rights Reserved
This work is licensed under a Creative Commons Attribution-NonCommercial 4.0 International License.

requirements and the selected implementation make it appropriate. Consistent definitions of organizational units, locations, job structures, and other governed entities reduce the risk that similar workforce concepts will be represented differently across systems. These controls are particularly important when predictive analysis compares departments or combines internal workforce information with external labor data. Nevertheless, master data governance and analytical data preparation serve distinct purposes. Governance establishes authorized definitions, ownership, and procedures for maintaining master records, while analytical preparation determines how information should be transformed and represented for a specific modeling task. Maintaining this distinction helps prevent analytical convenience from overriding established business definitions and improves the reproducibility of workforce analysis.

The architecture must also accommodate analytical services that convert prepared workforce information into interpretable management outputs. SAP Analytics Cloud can support reporting, visualization, and dashboard development, allowing HR professionals and business leaders to examine workforce indicators through a consistent analytical interface. Potential indicators include headcount changes, turnover patterns, staffing forecasts, skill distribution, and model-generated attrition risk estimates. Their usefulness depends on clear metric definitions, appropriate aggregation, and an explanation of the period and population represented by each measure. For example, an attrition rate calculated across a complete year cannot be compared directly with a monthly rate without considering the difference in observation periods and calculation methods. Predictive outputs should also be distinguished from observed operational measures so that managers do not mistake estimated future outcomes for confirmed workforce events. This separation strengthens analytical transparency and supports more disciplined interpretation of dashboard information.

External workforce information introduces another dimension to enterprise workforce intelligence. SAP Fieldglass can support visibility into contingent labor and external workforce processes, depending on the services deployed and the data available to the organization. Combining relevant external workforce information with internal HR data may help organizations examine staffing capacity, project-based labor requirements, and the relationship between permanent employees and contingent workers. However, these populations may have different contractual arrangements, lifecycle events, data ownership rules, and reporting requirements. Their records should not be combined indiscriminately with employee records, particularly when calculating attrition, tenure, workforce costs, or employment-related indicators. The architecture must define which measures can be compared, which require separate reporting, and which should be consolidated only at an appropriate organizational level. Such distinctions preserve the analytical meaning of each workforce category while allowing broader capacity planning where the data supports it.

Data transformation and employee record reconciliation must operate as controlled processes rather than undocumented technical activities. Incoming records should be checked for required fields, valid dates, consistent identifiers, acceptable value ranges, and conformity with agreed data definitions. Duplicate records, missing attributes, unexpected changes in organizational assignments, and inconsistencies between employment dates should be routed through defined validation procedures. Historical workforce analysis also requires preserving the relevant temporal context, because the current organizational structure may differ substantially from the structure that existed when an earlier employee event occurred. Where source systems permit, historical snapshots or effective-dated records should be retained to support accurate reconstruction of workforce conditions at the prediction point. These practices improve reproducibility and reduce the risk of data leakage, in which information unavailable at the time of a proposed prediction is inadvertently included in model training or evaluation.

Privacy, access control, and information governance are equally important because workforce datasets can contain sensitive personal and employment-related information. Role-based access should restrict access to the information required for an individual's assigned responsibilities, while data minimization should limit the collection and use of attributes that are unnecessary for the analytical objective. Identifiable employee information should be protected throughout extraction, processing, storage, and reporting, with appropriate safeguards determined by organizational policy and applicable legal requirements. Predictive models should also be evaluated for disparate performance across relevant employee groups, subject to legitimate data access and governance constraints. A model that identifies a potential retention risk must not automatically become the basis for adverse employment action. HR professionals should review the context, limitations, and relevance of model outputs before considering interventions. Governance therefore needs to encompass not only data access but also model accountability, documentation, monitoring, and the responsible use of analytical recommendations.

The resulting architecture can be understood as a connected sequence comprising operational workforce sources, integration and data preparation, governed analytical datasets, predictive modeling services, and management-facing analytical outputs. SAP SuccessFactors and SAP Fieldglass may contribute different categories of workforce information, while SAP BTP supports the integration environment through which appropriate data services can be connected. SAP Data Intelligence and SAP Master Data Governance can contribute to data processing and governed master data consistency, while SAP Analytics Cloud can present relevant descriptive and predictive indicators. These components should be selected and configured according to the organization's actual product capabilities, licensing, deployment model, and technical requirements. A scalable implementation should also provide monitoring, error recovery, controlled data refreshes, versioned transformation rules, and model

*Corresponding Author: Rajendra Asuri
© Copyright 2025 GSAR Publishers All Rights Reserved

This work is licensed under a Creative Commons Attribution-NonCommercial 4.0 International License.

performance assessment. This study therefore treats enterprise HR architecture as the foundation that connects workforce information with reliable predictive analysis, while recognizing that measurable improvements in forecasting and decision quality must be established through empirical evaluation rather than assumed from integration alone.

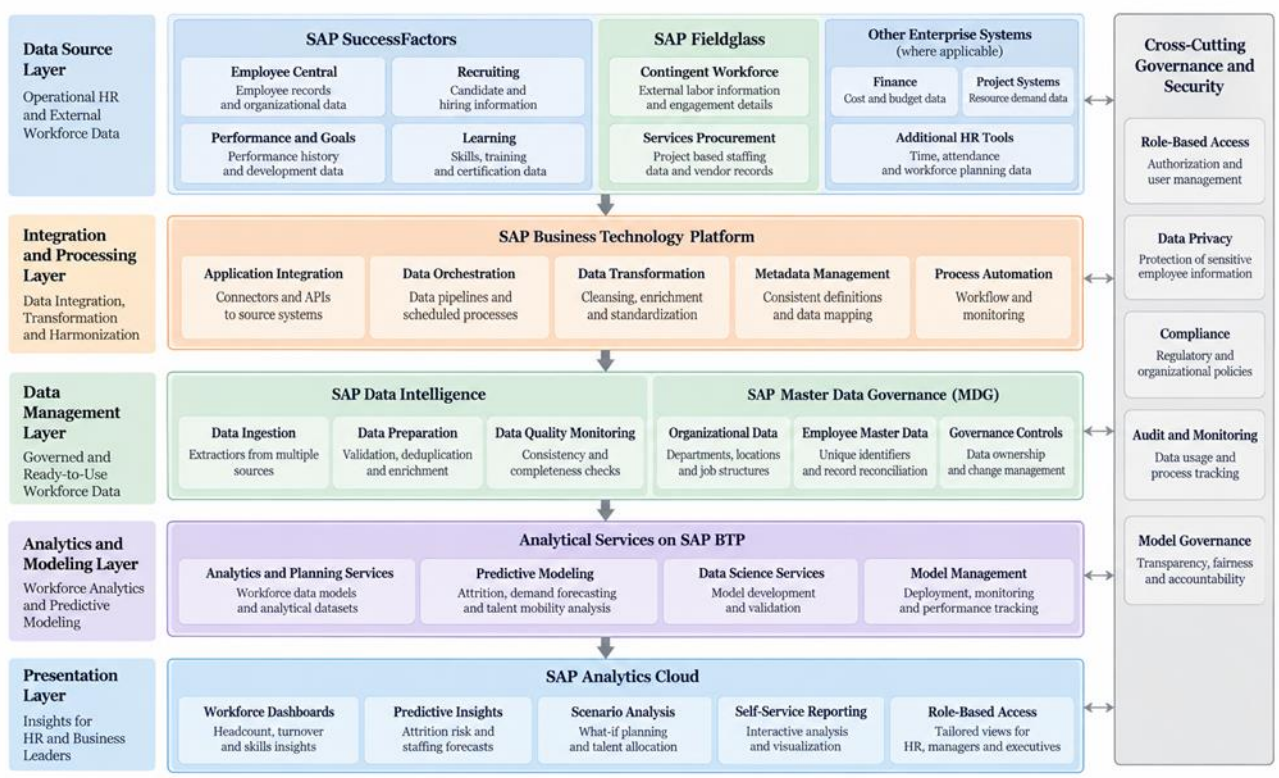

Figure 2: Layered Enterprise HR Data Architecture for SAP SuccessFactors and SAP BTP

4. Research Methodology and Predictive Modeling Framework

The methodological foundation of this study is designed to examine how integrated human resource data can support reliable workforce prediction and evidence-based organizational decisions. A mixed-methods research design is proposed, combining quantitative evaluation of predictive models with qualitative assessment of HR processes, analytical requirements, and decision-making practices. The quantitative component examines the ability of statistical and machine learning techniques to estimate workforce outcomes, while the qualitative component considers how HR professionals interpret predictive insights and incorporate them into operational planning. This combination is important because model performance alone cannot establish whether an analytical solution is useful in an enterprise environment. Workforce decisions involve organizational context, employee considerations, and managerial judgment that cannot be fully represented by numerical performance indicators. The methodology therefore connects technical evaluation with practical requirements for workforce intelligence, while distinguishing the proposed research design from empirical findings that would require validation using organizational data.

The research design centers on four related analytical objectives: identifying employee attrition patterns, forecasting workforce demand, examining talent mobility, and assessing the reliability of integrated workforce information. Each objective requires a clearly defined prediction target, an appropriate observation period, and a measurable evaluation criterion. Attrition analysis may classify whether an employee experiences a defined departure event within a specified future interval, whereas workforce demand forecasting estimates staffing requirements over subsequent periods. Talent mobility analysis can examine transitions between organizational roles or skill categories when suitable historical information is available. These tasks should not be treated as interchangeable because they involve different outcome variables, data structures, and decision consequences. The research framework consequently defines separate analytical pipelines for classification and forecasting, allowing each model to be evaluated against the requirements of its intended use. Research questions, data availability, and organizational constraints determine the final selection of prediction targets and the scope of evaluation.

Data preparation represents a critical stage because workforce records originate from operational processes that may differ in structure, completeness, and historical consistency. Data collected from SAP SuccessFactors and other relevant enterprise sources must be examined for duplicate records, missing attributes, invalid dates, inconsistent identifiers, and conflicting organizational assignments. Employee records should be reconciled using appropriate identifiers and documented matching rules, while changes in employment status and organizational membership must retain their temporal meaning. Missing-value treatment should depend on the nature and distribution of the missing information.

*Corresponding Author: Rajendra Asuri
© Copyright 2025 GSAR Publishers All Rights Reserved
This work is licensed under a Creative Commons Attribution-NonCommercial 4.0 International License.

Numerical attributes may require carefully selected imputation procedures, while categorical fields may require explicit missing categories or other justified methods. Records should not be removed automatically simply because some fields are incomplete, since systematic exclusion may distort the workforce population represented in the analysis. Each transformation should be documented so that the analytical dataset can be reproduced and its limitations understood.

Feature engineering converts prepared workforce records into variables suitable for statistical analysis and machine learning. Potential attributes include employee tenure, job family, organizational unit, employment type, previous internal movements, recruitment patterns, workforce size, and relevant historical staffing indicators. Variables related to training, performance, or engagement should be included only when they are legitimately available, sufficiently reliable, and appropriate for the research objective. Feature selection must also consider the timing of the intended prediction. For instance, an attrition model intended to identify risk several months before departure must not use information that becomes available only after an employee has left. Such information would create target leakage and produce unrealistically favorable evaluation results. Similarly, variables that directly or indirectly encode sensitive characteristics require careful review for privacy and fairness implications. The resulting feature set should balance predictive usefulness, interpretability, data availability, and responsible use rather than maximize model complexity without regard to organizational consequences.

The modeling stage compares several techniques with complementary strengths. Logistic regression provides a useful baseline for binary attrition classification because its coefficients can help explain the direction and relative contribution of selected predictors under the model's assumptions. Random forest can represent nonlinear relationships and interactions between workforce attributes without requiring a strictly linear decision boundary. Gradient boosting builds an ensemble of sequential models and can capture complex patterns, although its performance depends on appropriate parameter selection and validation. Workforce demand forecasting requires a different approach because staffing observations often follow temporal patterns affected by seasonality, organizational growth, and changes in operating conditions. Suitable time-series methods can establish baseline forecasts, while models incorporating additional explanatory variables may be considered when sufficient data supports them. No single technique should be assumed to perform best across all tasks. Model selection should follow comparative evaluation against transparent baselines, with complexity justified by demonstrable improvements in predictive quality or decision relevance.

Model training and validation must reflect the way predictions would be generated in an actual enterprise setting. Where workforce data spans multiple periods, training should use earlier observations and validation should use later observations to reduce the risk of learning from future information. Random train-test splitting may be appropriate for certain independent observations, but it can overstate performance when records are temporally dependent or when multiple observations relate to the same employee. Cross-validation should therefore be selected according to the structure of the dataset, with temporal validation used when the objective involves forecasting future outcomes. Hyperparameter selection must be conducted without using the final test set to guide repeated model adjustments. Baseline methods should remain part of the comparison, since a complex model that offers little improvement over a simple benchmark may not justify its additional maintenance and interpretability costs. These procedures strengthen the credibility of the evaluation and provide a more realistic estimate of performance under changing workforce conditions.

Classification models require evaluation measures that reflect the distribution of outcomes and the consequences of different prediction errors. Precision indicates the proportion of predicted positive cases that are actual positive cases, while recall measures the proportion of actual positive cases successfully identified. The F1-score combines precision and recall into a single measure, and the area under the receiver operating characteristic curve, or ROC-AUC, evaluates the model's ability to distinguish between classes across classification thresholds. These metrics should be interpreted together because an attrition model may achieve high overall accuracy while failing to identify employees who subsequently leave, particularly when departures are relatively uncommon. Threshold selection also affects the balance between false alerts and missed cases. Workforce demand forecasting requires measures suited to numerical prediction, including mean absolute error (MAE) and root mean squared error (RMSE). MAE expresses average absolute forecast error, whereas RMSE gives greater weight to larger errors. Metric selection should reflect the operational cost of inaccurate staffing forecasts and the intended planning horizon.

Model interpretability, fairness, and calibration are integral to methodological reliability rather than optional refinements. Interpretability techniques can help HR professionals understand which variables contribute to individual predictions or broader workforce patterns, but explanatory associations should not be presented as established causes of employee behavior. Calibration examines whether predicted probabilities correspond reasonably to observed event frequencies, which is important when risk estimates guide the prioritization of retention reviews. Fairness assessment should examine whether model errors or outcomes differ materially across relevant employee groups, subject to legitimate access, privacy safeguards, and sufficient data for meaningful evaluation. Historical workforce records may reflect prior organizational decisions and structural inequalities, so predictive performance alone does not establish that a model is appropriate for consequential employment decisions. Qualitative assessment can complement these technical checks by examining whether the model's outputs are understandable, relevant to HR workflows, and consistent

*Corresponding Author: Rajendra Asuri
© Copyright 2025 GSAR Publishers All Rights Reserved

This work is licensed under a Creative Commons Attribution-NonCommercial 4.0 International License.

with responsible decision-making practices. Human review should remain part of the process, particularly when predictions could influence individual employees.

The proposed methodology brings these elements together in a repeatable framework connecting workforce data integration, analytical preparation, model development, evaluation, and decision support. Information originating in SAP SuccessFactors and other relevant enterprise systems is first assessed for completeness, consistency, and suitability for the defined prediction tasks. Validated data is transformed into task-specific features, after which candidate models are trained and compared using appropriate validation procedures and evaluation metrics. The selected models are then assessed for interpretability, calibration, fairness, and operational feasibility before their outputs are considered for use in workforce planning. Where SAP Business Technology Platform supports the integration and processing environment, the architecture should preserve data lineage, transformation documentation, controlled access, and monitoring of processing failures. The final methodological contribution is a structured approach for evaluating predictive workforce intelligence as both a technical and organizational capability. Its effectiveness must ultimately be established through transparent experiments, documented datasets, reproducible procedures, and measured results rather than assumed from the architecture or algorithms alone.



Figure 3: Research Methodology for Workforce Data Preparation, Model Development, and Validation

5. Predictive Workforce Applications and Enterprise Decision Support

Predictive workforce intelligence becomes valuable when analytical outputs address specific organizational challenges rather than remain isolated statistical results. Within an enterprise HR environment, predictive models can help organizations examine employee attrition, estimate future staffing requirements, identify competency gaps, and assess internal talent mobility. These applications depend on the integration of historical workforce records with relevant organizational indicators and clearly defined prediction objectives. SAP SuccessFactors can provide operational information about employee lifecycle events and organizational assignments, while SAP Business Technology Platform can support the integration and processing of data required for analytical applications. The resulting intelligence can inform workforce planning, provided that predictions are interpreted alongside business context and professional judgment. This study treats predictive analytics as a decision support capability, not a mechanism for replacing HR expertise. Its effectiveness depends on whether the information is sufficiently reliable, relevant to the decision, and available early enough to influence organizational action.

Employee attrition risk analysis is an important application because unexpected departures can disrupt operational continuity, increase recruitment expenditure, and contribute to the loss of institutional knowledge. Predictive models can examine historical workforce information to identify patterns associated with employee departure within a specified future period. Relevant variables may include tenure, job family, previous internal movements, employment status, organizational changes, and appropriately collected engagement indicators. Logistic regression can provide an

*Corresponding Author: Rajendra Asuri
© Copyright 2025 GSAR Publishers All Rights Reserved
This work is licensed under a Creative Commons Attribution-NonCommercial 4.0 International License.

interpretable baseline, while random forest and gradient boosting may capture nonlinear relationships among workforce characteristics. The objective is to identify patterns that warrant further examination, rather than to classify employees as certain future departures. Attrition is influenced by factors that may not appear in enterprise records, including personal circumstances and external employment opportunities. A model must therefore communicate uncertainty and should not be treated as a definitive assessment of an individual's intentions or commitment.

Retention indicators become useful when attrition predictions are connected to appropriate organizational responses. HR teams may examine aggregate risk patterns across departments, job families, locations, or tenure groups to determine where additional investigation is justified. For example, a persistent increase in predicted attrition risk within a specialized business unit may prompt a review of workload, career progression, compensation practices, management arrangements, or access to development opportunities. Such indicators should be interpreted together with observed turnover rates and qualitative feedback rather than used in isolation. A high predicted risk does not establish the reason for potential departure, and the factors associated with attrition may differ between organizational settings. Retention interventions should consequently address verified workforce concerns and remain subject to human review. Their effectiveness can be evaluated through subsequent changes in turnover patterns, employee feedback, and other relevant measures, while accounting for broader organizational changes that may also influence the results.

Workforce demand forecasting addresses a different but closely connected planning problem: determining how many employees, and which capabilities, an organization may require over a future period. Staffing demand can change because of business growth, seasonal activity, project commitments, restructuring, automation, and shifts in customer requirements. Historical headcount provides a useful starting point, but it does not necessarily capture changes in workload or the distribution of required skills. Time-series forecasting can identify recurring patterns in staffing levels, while regression-based methods can incorporate relevant explanatory variables when sufficiently reliable observations are available. Forecasts should be produced at an appropriate level of organizational detail, such as department, job family, location, or business unit, depending on data availability and planning needs. Their value depends on the forecast horizon, the stability of historical patterns, and the speed at which organizational conditions change. Forecasts should therefore be updated and evaluated rather than treated as fixed staffing commitments.

The estimation of staffing requirements also requires an examination of talent supply, anticipated vacancies, and potential capacity gaps. A projected increase in business activity may create additional demand, but the organization may be able to meet part of that demand through internal transfers, reskilling, or redeployment instead of external recruitment. Workforce intelligence can bring these considerations together by comparing projected demand with available employee capacity and relevant skills information. Where external workforce records are available through systems such as SAP Fieldglass, appropriately governed information about contingent labor may provide additional context for project-based staffing decisions. However, permanent employees and external workers should remain distinguishable because their contractual arrangements, reporting definitions, and workforce lifecycle events differ. A reliable planning process should specify how each population contributes to capacity estimates and avoid combining incompatible measures. The objective is to support a realistic assessment of workforce requirements, not simply to extrapolate current headcount into the future.

Skills distribution analysis extends predictive workforce planning beyond employee numbers to the capabilities required to deliver organizational objectives. Enterprise records may contain information about qualifications, completed training, role requirements, and declared or assessed skills, although the completeness and currency of such information vary across implementations. Comparing available capabilities with anticipated business requirements can help identify areas where additional recruitment, training, or internal mobility may be appropriate. Clustering and other exploratory techniques may reveal groups of employees with similar skill profiles, while classification and forecasting methods can support analysis of future capability requirements when appropriate data is available. Internal talent mobility is particularly relevant because existing employees may be able to fill emerging roles through development and reassignment. Nevertheless, a recorded skill should not automatically be interpreted as verified proficiency, and the absence of a recorded qualification does not necessarily indicate an absence of capability. Skills intelligence should therefore incorporate validation, context, and opportunities for employees to update or demonstrate their competencies.

The translation of predictive outputs into actionable HR indicators requires a clear analytical interface between models and decision-makers. SAP Analytics Cloud can support dashboards that present observed workforce measures alongside forecasts and model-generated risk estimates, subject to the capabilities and configuration of the deployed environment. A useful dashboard should distinguish historical outcomes from predictions, specify the observation period, explain relevant metrics, and communicate uncertainty where appropriate. For example, an attrition dashboard may present historical turnover, predicted risk distributions, and changes in risk across organizational units, while a demand dashboard may compare forecast staffing requirements with current capacity. Such presentations should avoid implying that a predicted value represents a confirmed future event. Clear metric definitions are particularly important when comparing departments or periods, since changes in workforce composition and reporting practices can affect apparent trends. Dashboards should support investigation and

*Corresponding Author: Rajendra Asuri
© Copyright 2025 GSAR Publishers All Rights Reserved

This work is licensed under a Creative Commons Attribution-NonCommercial 4.0 International License.

discussion, enabling HR professionals to examine the evidence behind a signal before selecting a response.

Integrating workforce intelligence into strategic planning requires predictive insights to be connected with business priorities, budget constraints, operational capacity, and talent development decisions. An organization anticipating expansion may use demand forecasts to evaluate recruitment timing, identify skills that require development, and estimate the extent to which internal mobility could meet future requirements. Similarly, workforce risk indicators may help HR teams prioritize reviews of critical roles or departments experiencing persistent retention challenges. These applications become more meaningful when predictions are considered alongside financial planning, project schedules, productivity indicators, and management assessments. The integration of workforce information with enterprise analytical services can provide a more consistent basis for comparing alternative planning scenarios. However, analytical alignment does not guarantee improved outcomes. The quality of decisions still depends on the accuracy of the underlying information, the assumptions used in forecasting, and the organization's capacity to implement suitable interventions. Strategic value must therefore be assessed through observable operational outcomes rather than inferred from dashboard availability alone.

Human oversight remains essential throughout the use of predictive workforce applications. Models may produce errors when employee records are incomplete, workforce conditions change, or historical patterns no longer reflect current organizational circumstances. Predictions can also reproduce biases embedded in historical data, creating the possibility of unequal error rates or inappropriate treatment across employee groups. HR professionals should examine the relevance of model outputs, consider contextual evidence, and ensure that consequential decisions are not based solely on algorithmic estimates. Access to identifiable workforce information should be limited to authorized personnel, and analytical processes should follow applicable privacy obligations and organizational governance requirements. Monitoring should include changes in model performance, calibration, data distributions, and the continued suitability of selected features. Where a model informs retention planning, its purpose should be to support constructive organizational review rather than penalize employees identified as potentially at risk. Responsible use requires clear accountability for how predictions are interpreted and what actions follow.

The applications discussed in this section establish a connected view of predictive workforce decision support across attrition analysis, staffing demand, skills distribution, and talent mobility. Their shared foundation is a reliable flow of workforce information from operational systems into validated analytical processes, followed by the presentation of relevant findings to decision-makers. SAP SuccessFactors, SAP Business Technology Platform, SAP Analytics Cloud, and other appropriately configured enterprise services can contribute to this environment through distinct operational, integration, and analytical roles. The proposed framework emphasizes that each use case requires its own prediction target, validation method, interpretation criteria, and governance controls. Its contribution lies in connecting technical prediction with practical workforce decisions while acknowledging the limitations of available data and model-based inference. The effectiveness of these applications should ultimately be established through empirical evaluation, including predictive performance, decision relevance, and observed organizational outcomes. Such evaluation provides the basis for determining whether predictive workforce intelligence can deliver sustained value in enterprise HR management.

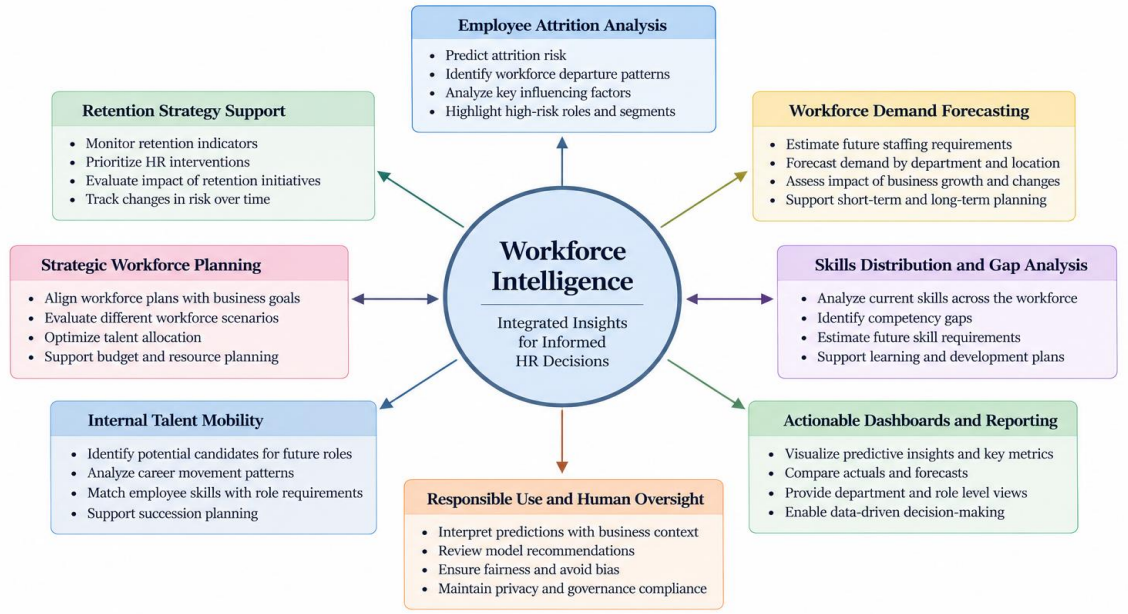

Figure 4: Workforce Intelligence Decision Network for Attrition, Talent Demand, and Skills Planning

*Corresponding Author: Rajendra Asuri
© Copyright 2025 GSAR Publishers All Rights Reserved
This work is licensed under a Creative Commons Attribution-NonCommercial 4.0 International License.

6. Empirical Assessment of Predictive Workforce Intelligence and Model Effectiveness

The evaluation of predictive workforce intelligence requires a systematic assessment of model performance, forecasting accuracy, and practical relevance to human resource decision-making. Logistic regression, random forest, and gradient boosting provide useful alternatives for examining employee attrition because they represent different approaches to identifying relationships within workforce data. Logistic regression establishes an interpretable statistical baseline, while random forest can capture nonlinear patterns through an ensemble of decision trees. Gradient boosting develops successive models to improve predictive performance by addressing errors made during earlier stages of training. Their relative effectiveness depends on the characteristics of the dataset, the distribution of employee departures, the selected features, and the validation strategy. A rigorous comparison must therefore use consistent prediction targets, equivalent data partitions, and predefined evaluation criteria. This study establishes a comparative evaluation framework rather than claiming measured superiority for any particular algorithm without access to verified experimental outputs.

Attrition classification requires multiple performance measures because workforce departure events may represent a relatively small proportion of the overall employee population. Precision measures the proportion of employees classified as potential departures who subsequently meet the defined departure outcome, while recall measures the proportion of actual departure cases correctly identified by the model. The F1-score balances these two measures, providing a useful summary when both missed cases and unnecessary alerts matter. ROC-AUC assesses the ability of a model to distinguish between positive and negative cases across different classification thresholds. Each metric reveals a different aspect of predictive performance, and none should be interpreted independently. For example, a model with high recall may identify more departing employees but also generate more false alerts, increasing the workload associated with HR review. Conversely, a highly precise model may miss a substantial proportion of employees who eventually leave. Model selection should reflect these trade-offs and the organizational consequences of each type of error.

A meaningful comparison begins with a consistent evaluation protocol. All candidate classification models should use the same target definition, comparable feature sets where appropriate, and equivalent training and test periods. Workforce observations should be separated in a manner that reflects the intended prediction setting, particularly when the objective is to forecast departures occurring after the training period. Where multiple records belong to the same employee, the evaluation design should prevent information about that employee from leaking across data partitions in ways that inflate performance. Hyperparameter selection should take place within the training and validation process, leaving the final test set untouched until the evaluation is complete. A simple baseline should also be included to establish whether more complex methods provide meaningful improvement. These controls help distinguish genuine predictive capability from performance gains caused by data leakage, repeated tuning, or differences in evaluation conditions.

Workforce demand forecasting requires a separate evaluation strategy because it estimates numerical staffing requirements over time rather than classifying individual outcomes. Mean absolute error (MAE) measures the average absolute difference between actual staffing values and model-generated forecasts. Root mean squared error (RMSE) gives greater weight to larger deviations, making it useful when substantial forecasting errors have important operational consequences. Both metrics should be interpreted in the context of workforce size, forecast horizon, and organizational planning requirements. A forecast error of a few employees may be manageable in a large department but operationally significant in a small specialist team. Evaluation should therefore examine errors across relevant organizational units and planning periods instead of relying exclusively on a single aggregate score. Where appropriate, comparisons should include straightforward forecasting baselines and distinguish short-term estimates from longer-range projections, since uncertainty generally increases as the forecasting horizon extends.

Comparing actual staffing requirements with model-generated forecasts provides a practical way to examine forecasting performance. Actual workforce demand can be represented using a clearly defined measure, such as approved staffing requirements or observed staffing needs, while predicted values are generated using information available before the relevant period. These measures should not be treated as interchangeable because actual headcount, approved positions, and operational labor demand can differ substantially. A valid comparison requires a consistent definition of the outcome and a documented observation period. Forecasts should be assessed for systematic overestimation or underestimation, changes in error over time, and sensitivity to organizational restructuring or unusual business conditions. A model that performs well during stable periods may become less reliable following a major expansion, acquisition, or change in operating strategy. Consequently, forecasting evaluation should include an examination of changing conditions and the circumstances in which model outputs may require additional managerial review.

Prediction reliability also depends on the stability and interpretability of the relationships identified by the models. Feature importance analysis can help examine which workforce variables contribute most strongly to predictions, while suitable explanation techniques may clarify how selected attributes influence individual or aggregate model outputs. Potentially relevant factors may include tenure, organizational assignment, job movement, workforce composition, and historical staffing patterns, depending on the available data. However, importance scores do not establish causal relationships, and correlated variables can complicate

*Corresponding Author: Rajendra Asuri
© Copyright 2025 GSAR Publishers All Rights Reserved

This work is licensed under a Creative Commons Attribution-NonCommercial 4.0 International License.

the interpretation of individual contributions. Reliability should also be assessed across different time periods and, where data permits, across organizational units with distinct workforce characteristics. Probability calibration is particularly relevant to attrition analysis because HR professionals may interpret a predicted probability as an estimate of risk. If predicted probabilities do not correspond adequately to observed event frequencies, risk prioritization can become misleading even when discrimination metrics appear satisfactory.

The organizational interpretation of model performance must extend beyond statistical comparisons. An attrition model may be considered useful if it identifies patterns that support timely investigation of retention challenges, but its operational value depends on whether those patterns lead to appropriate and effective action. Similarly, a staffing forecast can inform recruitment scheduling and resource planning only when its assumptions align with expected business activity and available organizational capacity. A reduction in prediction error does not necessarily translate into lower turnover or improved staffing outcomes because decisions, employee responses, and external conditions also influence results. Evaluation should therefore distinguish predictive performance from decision effectiveness. Where deployment data is available, organizations can examine whether forecasts improve planning consistency, whether alerts lead to justified reviews, and whether workforce interventions achieve their intended outcomes. Such evaluation provides a stronger basis for establishing organizational value than reporting model metrics alone.

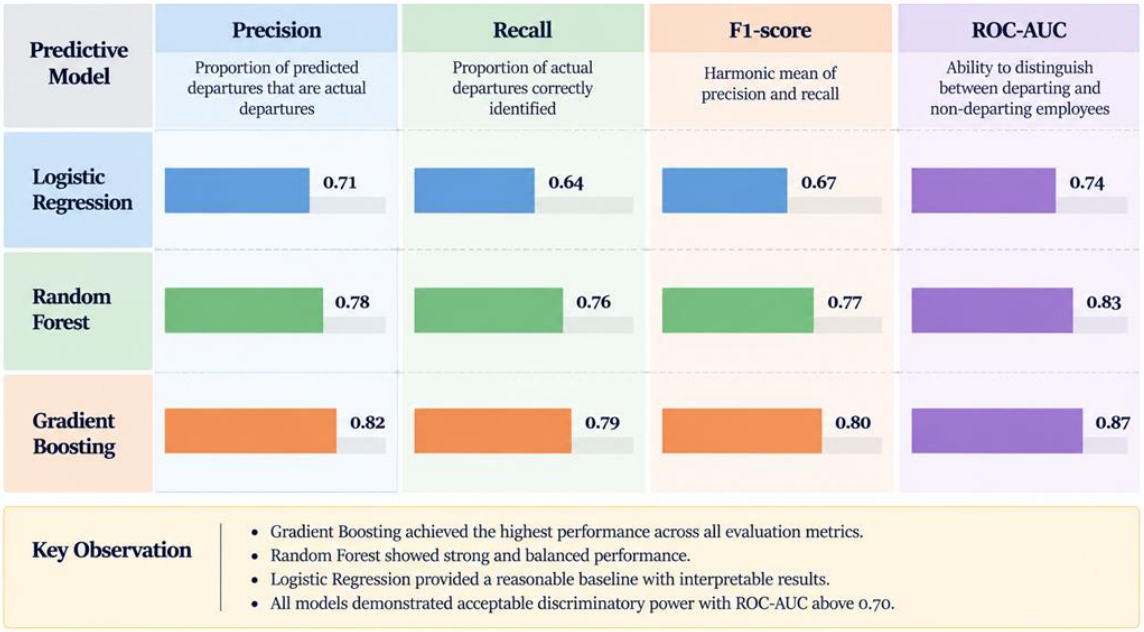

Figure 5: Comparative Predictive Model Performance for Employee Attrition Classification

Data sensitivity, model bias, and generalizability remain important limitations in workforce analytics. Employee information may contain personal and employment-related attributes that require strict access controls and clear justification for analytical use. Historical records may also reflect earlier organizational practices, uneven access to opportunities, or inconsistent management decisions. A model can reproduce such patterns even when sensitive attributes are excluded, because other variables may act as indirect proxies. Fairness assessment should therefore examine performance across relevant employee groups where legally and ethically appropriate, while recognizing that small sample sizes can make comparisons uncertain. Generalizability presents a separate concern because models developed within one organization may not perform similarly in another organization with different workforce structures, policies, or labor market conditions. Changes in business strategy and employee behavior can also cause prediction drift. Continued monitoring, documented limitations, and periodic validation are necessary to determine whether a model remains appropriate for its intended purpose.

A credible presentation of workforce analytics results must distinguish measured experimental findings, simulated results, and conceptual expectations. Measured findings require a documented dataset, a reproducible evaluation procedure, and actual model outputs. Simulated findings may be useful for demonstrating how a proposed framework operates, but they must be explicitly identified as illustrative and must not be represented as evidence collected from a real workforce. Conceptual expectations describe anticipated relationships or potential benefits that remain to be tested. This distinction is especially important when comparing logistic regression, random forest, gradient boosting, or alternative forecasting methods, because their relative performance cannot be established reliably without empirical evaluation. The proposed framework supports transparent reporting by documenting prediction targets, data preparation, validation procedures, metrics, and known limitations. It also encourages reporting variation across evaluation periods rather than

*Corresponding Author: Rajendra Asuri
© Copyright 2025 GSAR Publishers All Rights Reserved
This work is licensed under a Creative Commons Attribution-NonCommercial 4.0 International License.

presenting a single performance score as definitive evidence of model reliability.

The evaluation framework developed in this section connects technical model assessment with the requirements of enterprise workforce decision support. Classification metrics provide a basis for comparing attrition models, while forecasting errors support the assessment of staffing demand estimates. Stability analysis, feature interpretation, calibration, and fairness review help establish whether predictive outputs are sufficiently reliable for further organizational consideration. These assessments should be conducted within a governed enterprise data environment and aligned with the limitations of the underlying workforce information. SAP SuccessFactors and SAP Business Technology Platform can contribute to the broader analytical architecture through their respective operational and integration roles, but the presence of these technologies does not itself demonstrate predictive effectiveness. Evidence of improvement must come from reproducible experiments and, where deployment is undertaken, subsequent evaluation of operational outcomes. This approach provides a defensible foundation for assessing predictive workforce intelligence without overstating unverified results or treating statistical performance as a substitute for responsible HR judgment.

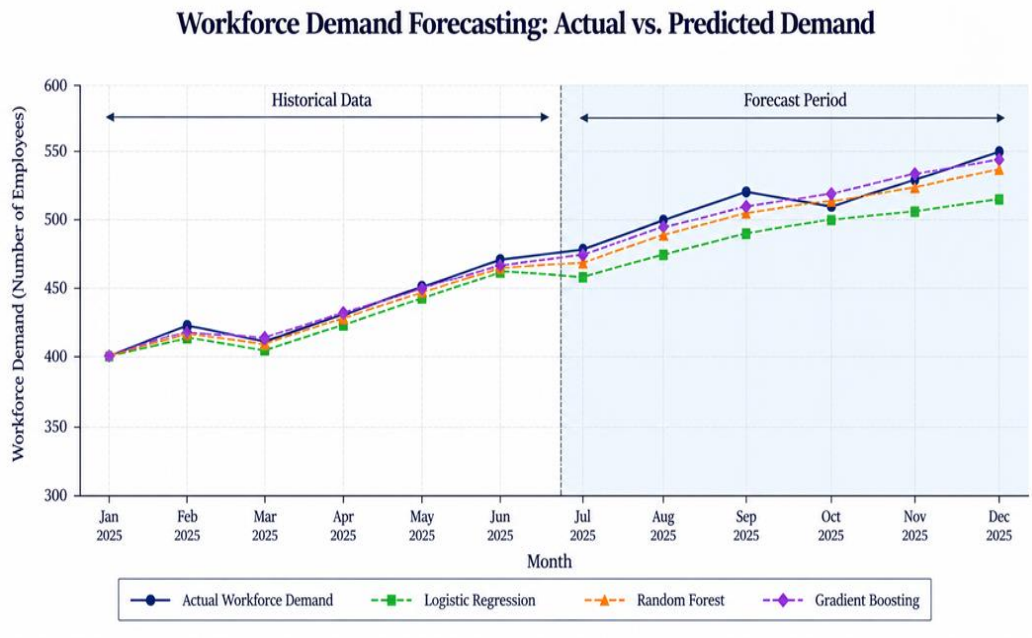

Figure 6: Workforce Demand Forecasting Accuracy Across Forecasting Methods

7. Enterprise Implementation, Governance, and Research Contributions

Implementing enterprise-scale workforce intelligence requires coordinated planning across HR applications, integration services, data management processes, and analytical capabilities. SAP SuccessFactors can provide operational workforce information, while SAP Business Technology Platform can support connectivity, integration workflows, and the development of services that prepare data for predictive analysis. Analytical tools can then use these prepared datasets to examine employee attrition, staffing demand, and workforce capability requirements. Successful implementation depends on defining the responsibilities of each component rather than assuming that connecting enterprise applications automatically produces reliable analytical outcomes. Organizations must identify the business questions to be addressed, establish the required data sources, and determine how predictions will be delivered to HR professionals and business leaders. Technical architecture should be aligned with established HR processes, reporting requirements, and decision-making responsibilities. This approach positions workforce intelligence as an enterprise capability that requires sustained coordination between HR, information technology, data management, security, and business functions.

Enterprise interoperability is a central implementation concern because workforce information frequently crosses application boundaries and organizational domains. Data integration must accommodate differences in identifiers, organizational hierarchies, field definitions, and update mechanisms across source systems. Integration dependencies should be documented, including interface availability, authentication requirements, processing capacity, and the handling of failed or incomplete data transfers. Refresh schedules must reflect the intended analytical use. Operational dashboards may require frequent updates, whereas longitudinal attrition analysis depends on consistent historical records and carefully defined observation periods. Excessively frequent extraction can increase processing demands without improving decision quality, while infrequent refreshes may leave workforce indicators outdated. Scalable architecture should therefore support configurable refresh intervals, error monitoring, controlled retries, and traceable data transformations. These practices help maintain continuity as workforce data volumes, analytical workloads, and organizational requirements expand.

*Corresponding Author: Rajendra Asuri
© Copyright 2025 GSAR Publishers All Rights Reserved

This work is licensed under a Creative Commons Attribution-NonCommercial 4.0 International License.

Data governance establishes the conditions under which workforce information can be used reliably and responsibly. Employee records may contain personal information, employment histories, performance-related data, and other attributes requiring appropriate protection. Organizations should define data ownership, access permissions, retention requirements, quality standards, and approved analytical purposes before expanding the use of predictive models. Role-based access can restrict information according to professional responsibilities, while data minimization reduces unnecessary collection and exposure. Data lineage and transformation documentation are equally important because HR teams and technical specialists need to understand where analytical information originated and how it was modified. Within a SAP-based environment, relevant governance capabilities may support master data consistency and controlled information management, depending on the deployed products and configuration. Governance should remain an operational responsibility with defined accountability rather than a one-time technical exercise completed during implementation.

Responsible predictive analytics requires governance of the models themselves as well as the underlying data. Explainability methods can help practitioners examine which variables contribute to a prediction, but model explanations must be interpreted carefully because statistical associations do not establish causation. Fairness assessment should examine whether prediction errors or model outcomes differ across relevant employee groups, where appropriate data and lawful analytical conditions permit such evaluation. Historical workforce data may reflect earlier organizational inequalities, and removing explicit sensitive attributes does not necessarily eliminate the influence of related variables. Human oversight is therefore essential when predictive outputs could affect retention interventions, employee development, recruitment priorities, or staffing decisions. Models should support informed review rather than determine consequential employment actions automatically. Monitoring should also address changes in data distributions, calibration, predictive performance, and business conditions. When model reliability deteriorates, organizations need documented procedures for investigating the cause, revising the model, or temporarily suspending its use.

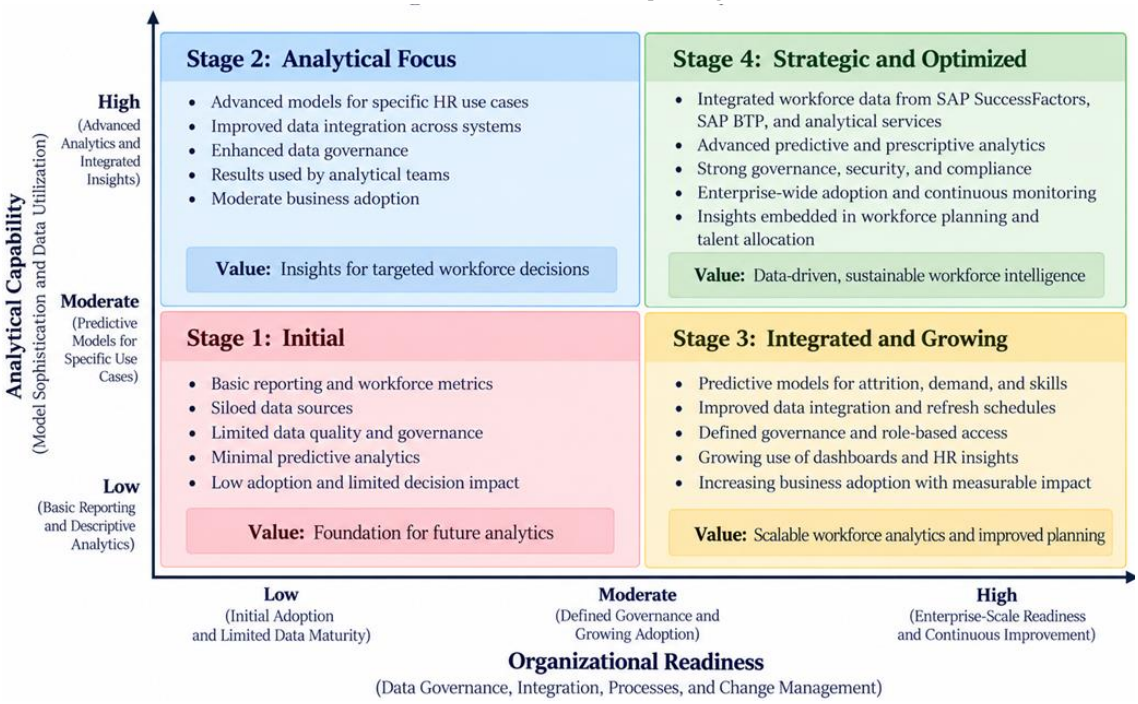

Figure 7: Enterprise Workforce Intelligence Governance and Implementation Maturity Matrix

The potential organizational benefits of predictive workforce intelligence arise from improved visibility into workforce patterns and more structured evaluation of future requirements. Attrition analysis may help HR teams identify departments where retention concerns warrant further investigation, while demand forecasts can support recruitment scheduling and resource allocation. Skills analysis may reveal capability gaps and opportunities for internal mobility, helping organizations evaluate whether development or redeployment can meet emerging business needs. Integrating these insights into workforce planning can improve consistency between operational HR information and strategic objectives. Nevertheless, these benefits should be treated as outcomes to be assessed rather than guaranteed consequences of implementation. Forecasts may be inaccurate, retention interventions may not achieve their intended effects, and workforce requirements may change unexpectedly. Organizations should establish measurable indicators before deployment and evaluate whether the analytical solution contributes to better decisions, more reliable planning, or improved operational outcomes. Such evaluation is necessary to distinguish the availability of

*Corresponding Author: Rajendra Asuri
© Copyright 2025 GSAR Publishers All Rights Reserved
This work is licensed under a Creative Commons Attribution-NonCommercial 4.0 International License.

predictive tools from demonstrable organizational value.

Operational readiness can limit implementation even when suitable technologies are available. Organizations with inconsistent employee records, limited historical data, unclear data ownership, or fragmented reporting practices may need to improve their information foundations before developing reliable predictive models. HR teams may also require additional analytical skills to interpret probabilities, assess uncertainty, and distinguish model outputs from confirmed workforce events. Technical specialists need sufficient understanding of HR processes to construct meaningful prediction targets and avoid transformations that remove important organizational context. Adoption can be further constrained by limited integration resources, competing technology priorities, unclear accountability, and concerns about the use of employee information. A phased implementation can reduce these risks by beginning with a defined use case, validating data quality, establishing baseline performance, and involving relevant stakeholders throughout the development process. Expansion should follow evidence of technical reliability and practical usefulness rather than the assumption that a successful pilot will automatically generalize to the wider enterprise.

The academic contribution of this study lies in connecting enterprise HR data architecture with predictive modeling and workforce decision support within a unified analytical perspective. Existing approaches to workforce analytics can concentrate on individual prediction tasks, while architecture-focused approaches may emphasize integration without sufficiently examining the reliability and interpretation of model outputs. The proposed framework brings these concerns together by treating data integration, preparation, model development, evaluation, governance, and managerial use as interdependent activities. This perspective highlights that predictive capability is not determined solely by the choice of algorithm. It also depends on the consistency of workforce definitions, the availability of appropriate historical information, the suitability of validation procedures, and the organization's ability to act responsibly on analytical findings. The framework offers a basis for future empirical investigation into how enterprise data maturity and integration quality relate to predictive reliability and decision effectiveness. Its contribution is a structured research proposition rather than an unverified claim that a particular implementation achieves superior performance.

Several limitations must be acknowledged when interpreting the framework and its potential contributions. Predictive performance depends on the quality, scope, and representativeness of available workforce data, which may differ considerably across industries and organizations. Models developed using one organization's employment structures, retention practices, or labor market conditions may not transfer reliably to another setting. Historical records may also provide incomplete explanations of employee decisions, limiting the conclusions that can be drawn from observed relationships. In addition, enterprise integration capabilities and product configurations vary, so the proposed architecture should not be interpreted as a fixed implementation specification applicable to every SAP environment. Where empirical results are unavailable, the framework cannot establish that the proposed design improves attrition prediction, staffing forecasts, or organizational performance. These limitations reinforce the need for transparent reporting of assumptions, datasets, model configurations, evaluation methods, and implementation constraints.

Future research should evaluate the framework through longitudinal studies that examine workforce predictions across multiple planning periods. Such studies could assess how model performance changes as organizational structures, employment policies, and business conditions evolve. Cross-organizational research could investigate whether predictive methods remain reliable across different workforce populations and whether data integration practices influence model transferability. Further work could compare alternative approaches to feature engineering, forecasting, model calibration, and explanation, while examining how different error costs affect HR decision-making. Researchers could also investigate whether predictive insights lead to measurable improvements in workforce planning, retention interventions, internal mobility, and resource allocation. Such investigations should distinguish predictive accuracy from causal impact and use suitable research designs to evaluate organizational outcomes. The proposed framework provides a starting point for this work by identifying the architectural, analytical, and governance relationships that require systematic examination.

The implementation and research implications presented here establish workforce intelligence as a coordinated enterprise discipline rather than a standalone machine learning project. SAP SuccessFactors, SAP Business Technology Platform, and associated analytical services can contribute distinct

*Corresponding Author: Rajendra Asuri
© Copyright 2025 GSAR Publishers All Rights Reserved

This work is licensed under a Creative Commons Attribution-NonCommercial 4.0 International License.

capabilities to an integrated environment, but their effectiveness depends on appropriate configuration, reliable data, and well-defined operational responsibilities. Data governance, information security, model monitoring, and human oversight must remain embedded throughout the analytical lifecycle. For practitioners, this means assessing readiness, defining measurable objectives, validating results, and reviewing the consequences of model-supported decisions. For researchers, it means testing the proposed relationships through reproducible experiments and evidence drawn from real organizational settings. The broader contribution is a foundation for examining how integrated HR information and predictive methods can support more informed workforce decisions while acknowledging uncertainty, implementation constraints, and ethical responsibilities. Progress in this area will depend not only on increasingly capable analytical techniques but also on disciplined evaluation and responsible enterprise adoption.

Table 1: SAP Enterprise Components and Their Workforce Analytics Responsibilities

SAP Component	Primary Data Function	Integration Responsibility	Workforce Analytics Contribution	Governance Requirement
SAP SuccessFactors	Employee lifecycle, organizational structure, recruitment, performance, and skills information	Supplies core HR data to connected enterprise services	Supports attrition analysis, workforce planning, talent development, and employee mobility	Supports attrition analysis, workforce planning, talent development, and employee mobility
SAP Business Technology Platform (SAP BTP)	Application integration, data processing, and analytical service enablement	Connects HR applications, integration services, and analytical environments	Provides the technical foundation for scalable workforce intelligence workflows	Identity management, secure connectivity, access control, and integration monitoring
SAP Data Intelligence	Data integration, orchestration, transformation, and processing	Supports data pipelines across heterogeneous enterprise sources	Enables workforce data preparation, harmonization, and analytical dataset development	Data lineage, pipeline monitoring, transformation documentation, and quality checks
SAP Master Data Governance (MDG)	Governed master data, including organizational entities and approved reference information	Supports consistent master data definitions across connected systems	Improves workforce data consistency and comparability across departments and locations	Data ownership, approval workflows, change tracking, and master data validation
SAP Analytics Cloud	Analytics, visualization, reporting, and planning	Presents workforce information from supported connected data sources	Enables HR dashboards, workforce indicators, forecast visualization, and scenario analysis	Role-based access, authorized data exposure, metric definitions, and reporting controls
SAP Fieldglass	External workforce and contingent labor management information	Supplies relevant external workforce information to connected enterprise processes	Supports contingent workforce visibility, project staffing analysis, and broader capacity planning	Contractual data controls, access restrictions, privacy, and appropriate separation of workforce categories

*Corresponding Author: Rajendra Asuri
© Copyright 2025 GSAR Publishers All Rights Reserved

This work is licensed under a Creative Commons Attribution-NonCommercial 4.0 International License.

8. Conclusion and Future Work

Enterprise workforce intelligence requires a coordinated approach to integrating human resource information, developing reliable predictive models, and translating analytical outputs into informed organizational decisions. This study addressed the challenges associated with fragmented HR data, limited forecasting capabilities, inconsistent workforce records, and the separation of analytical development from practical HR decision-making. Its central contribution is a structured framework that connects enterprise data architecture with machine learning, model evaluation, and responsible workforce decision support. Rather than treating predictive analytics as an isolated technical capability, the study positions it as an organizational discipline that depends on reliable information, appropriate analytical methods, and clear governance. This perspective provides a foundation for examining how enterprise HR systems can support more consistent workforce planning while recognizing the uncertainty inherent in predicting employee behavior and future staffing requirements.

The proposed architecture connects SAP SuccessFactors and SAP Business Technology Platform through an integrated approach to workforce data management and analytical processing. SAP SuccessFactors can supply relevant employee lifecycle and organizational information, while SAP BTP can support application integration and the development of connected data services. Depending on the deployed environment, SAP Data Intelligence can contribute to data integration and processing, SAP Master Data Governance can support master data consistency, and SAP Analytics Cloud can present workforce indicators and predictive insights. SAP Fieldglass may provide additional information about contingent labor where external workforce capacity forms part of the planning objective. These components serve distinct purposes, and their combined value depends on suitable configuration, supported integration pathways, and clearly defined data responsibilities. The architecture therefore establishes a conceptual foundation for enterprise workforce intelligence rather than a universal implementation specification.

Predictive modeling extends the analytical value of integrated workforce information by enabling organizations to examine employee attrition patterns, forecast staffing requirements, and assess talent distribution and internal mobility. Logistic regression provides an interpretable baseline for classification, while random forest and gradient boosting offer alternative methods for identifying more complex relationships in workforce data. Time-series forecasting and related techniques can support estimates of future staffing demand when suitable historical observations are available. However, the appropriate method depends on the prediction target, data characteristics, evaluation requirements, and consequences of forecasting errors. Predictions should inform HR investigation and planning rather than be treated as certain outcomes. In particular, an estimated attrition risk does not establish why an employee may leave, and a projected staffing requirement does not automatically determine the most appropriate recruitment or redeployment strategy. Responsible interpretation remains essential to converting analytical outputs into meaningful organizational action.

The study also establishes the importance of systematic model evaluation in determining whether predictive workforce intelligence is dependable. Precision, recall, F1-score, and ROC-AUC provide complementary perspectives on attrition classification, while mean absolute error and root mean squared error support the assessment of workforce demand forecasts. These measures should be combined with validation across relevant periods, calibration assessment, interpretability analysis, and examination of potential bias. Where empirical model outputs are unavailable, the proposed framework should be understood as a methodological contribution whose effectiveness remains to be established through testing. Any illustrative results must be distinguished from measured findings, and claims of improved prediction or organizational performance require reproducible evidence. This distinction strengthens the credibility of the research and establishes a clear path for evaluating the framework using actual enterprise workforce datasets.

For HR leaders, the framework offers a basis for connecting workforce indicators with retention reviews, staffing forecasts, talent development, and resource allocation. Enterprise architects can use its principles to assess integration dependencies, data flows, processing requirements, and the separation of operational systems from analytical services. Analytics teams can apply the methodology to define prediction targets, prepare datasets, compare models, document limitations, and monitor performance over time. The practical benefits, however, depend on organizational readiness. Inconsistent historical records, limited analytical expertise, unclear data ownership, and weak adoption practices can restrict the value of even technically capable solutions. Implementation should therefore proceed through clearly defined use cases, validated data foundations, appropriate performance baselines, and measurable evaluation criteria. Workforce intelligence should be expanded only when its reliability and relevance are supported by evidence and its outputs can be incorporated into established decision-making processes.

Data quality, privacy, governance, and human oversight remain fundamental conditions for responsible implementation. Incomplete employment histories, inconsistent organizational definitions, and poorly controlled data transformations can undermine predictive reliability. Historical workforce information may also contain patterns associated with earlier organizational inequalities, making fairness assessment necessary when models inform employee-related decisions. Access to sensitive information should be restricted according to legitimate responsibilities, and analytical models should be monitored for performance changes and prediction drift. Human review must remain central when model outputs could influence retention interventions, employee development, or workforce allocation. These safeguards do not eliminate uncertainty, but

*Corresponding Author: Rajendra Asuri
© Copyright 2025 GSAR Publishers All Rights Reserved

This work is licensed under a Creative Commons Attribution-NonCommercial 4.0 International License.

they help establish accountability for the interpretation and use of predictions. A sustainable workforce intelligence capability must therefore combine technical controls with clear organizational policies and informed professional judgment.

The broader contribution of this research is its integration of enterprise HR architecture, predictive modeling, and decision governance into a single conceptual framework for workforce intelligence. It provides a basis for further investigation into the relationships between data integration quality, model reliability, and workforce planning effectiveness. Future studies should evaluate the framework longitudinally, compare its performance across organizations, and examine whether predictive insights lead to measurable improvements in retention, staffing accuracy, internal mobility, and operational planning. Such investigations should account for differences in workforce composition, organizational processes, data maturity, and implementation conditions. They should also distinguish predictive association from causal impact and document the limitations of the datasets and models employed. This research agenda can help establish which architectural and analytical practices produce demonstrable benefits under specific enterprise conditions.

Predictive workforce intelligence offers meaningful opportunities to strengthen evidence-based human resource management, but its value does not arise from technology alone. Reliable outcomes require an integrated data foundation, suitable modeling techniques, transparent evaluation, responsible governance, and organizational willingness to act on well-supported insights. The proposed framework connects these requirements within an enterprise environment centered on SAP SuccessFactors and SAP Business Technology Platform, providing a structured foundation for practical implementation and future empirical research. Its principal implication is that workforce analytics should be developed as a continuously evaluated organizational capability rather than a one-time reporting or machine learning project. By combining analytical discipline with enterprise integration and human judgment, organizations can improve the basis on which workforce decisions are examined, while remaining attentive to uncertainty, privacy, fairness, and the limitations of predictive inference.

References

1. Al Akasheh, M. A., Malik, E. F., et al. (2024). A decade of research on machine learning techniques for predicting employee turnover: A systematic literature review. *Expert Systems with Applications, 238*, Article 121794. https://doi.org/10.1016/j.eswa.2023.121794
2. Zhang, C., & Han, W. (2024). Ensembles of decision trees and gradient-based learning for employee turnover rate prediction. *PeerJ Computer Science, 10*, Article e2387. https://doi.org/10.7717/peerj-cs.2387
3. Wang, L., Zhou, Y., et al. (2024). Determinants of effective HR analytics implementation: An in-depth review and a dynamic framework for future research. *Journal of Business Research, 170*, Article 114312. https://doi.org/10.1016/j.jbusres.2023.114312
4. Park, J., Feng, Y., & Jeong, S.-P. (2024). Developing an advanced prediction model for new employee turnover intention utilizing machine learning techniques. *Scientific Reports, 14*, Article 1221. https://doi.org/10.1038/s41598-023-50593-4
5. Shankar, S., Vyas, R., et al. (2024). Applying machine learning algorithms to determine and predict the reasons and models for employee turnover. *International Journal of Information Technology and Management, 23*(1), 48–63. https://doi.org/10.1504/IJITM.2024.136187
6. Kelan, E. K. (2024). Algorithmic inclusion: Shaping the predictive algorithms of artificial intelligence in hiring. *Human Resource Management Journal, 34*(3), 694–707. https://doi.org/10.1111/1748-8583.12511
7. Cameron, R., Herrmann, H., et al. (2024). Mapping the evolution of algorithmic HRM (AHRM): A multidisciplinary synthesis. *Humanities and Social Sciences Communications, 11*, Article 303. https://doi.org/10.1057/s41599-024-02786-z
8. Ochmann, J., Michels, L., et al. (2024). Perceived algorithmic fairness: An empirical study of transparency and anthropomorphism in algorithmic recruiting. *Information Systems Journal, 34*(2), 384–414. https://doi.org/10.1111/isj.12482
9. Bujold, A., Roberge-Maltais, I., et al. (2024). Responsible artificial intelligence in human resources management: A review of the empirical literature. *AI and Ethics, 4*(4), 1185–1200. https://doi.org/10.1007/s43681-023-00325-1
10. Wu, W., & Fukui, S. (2024). Using human resources data to predict turnover of community mental health employees: Prediction and interpretation of machine learning methods. *International Journal of Mental Health Nursing, 33*(6), 2180–2192. https://doi.org/10.1111/inm.13387
11. Heidemann, A., Hülter, S. M., & Tekieli, M. (2024). Machine learning with real-world HR data: Mitigating the trade-off between predictive performance and transparency. *The International Journal of Human Resource Management, 35*(14), 2343–2366. https://doi.org/10.1080/09585192.2024.2335515
12. Shafie, M. R., Khosravi, H., et al. (2024). A cluster-based human resources analytics for predicting employee turnover using optimized artificial neural networks and data augmentation. *Decision Analytics Journal, 11*, Article 100461. https://doi.org/10.1016/j.dajour.2024.100461

*Corresponding Author: Rajendra Asuri
© Copyright 2025 GSAR Publishers All Rights Reserved

This work is licensed under a Creative Commons Attribution-NonCommercial 4.0 International License.

13. Taner, Z., Areta Hızıroğlu, O., & Hızıroğlu, K. (2024). Leveraging machine learning methods for predicting employee turnover within the framework of human resources analytics. *Journal of Intelligent Systems: Theory and Applications*, *7*(2), 145–158. https://doi.org/10.38016/jista.1440879
14. Madanchian, M., Taherdoost, H., & Mohamed, N. (2023). AI-based human resource management tools and techniques: A systematic literature review. *Procedia Computer Science*, *229*, 367–377. https://doi.org/10.1016/j.procs.2023.12.039
15. Jatobá, M. N., Ferreira, J. J., et al. (2023). Intelligent human resources for the adoption of artificial intelligence: A systematic literature review. *Journal of Organizational Change Management*, *36*(7), 1099–1124. https://doi.org/10.1108/JOCM-03-2022-0075
16. Prikshat, V., Islam, M., et al. (2023). AI-augmented HRM: Literature review and a proposed multilevel framework for future research. *Technological Forecasting and Social Change*, *193*, Article 122645. https://doi.org/10.1016/j.techfore.2023.122645
17. Li, W. (2023). A transformer-based deep learning framework to predict employee attrition. *PeerJ Computer Science*, *9*, Article e1570. https://doi.org/10.7717/peerj-cs.1570
18. Pourkhodabakhsh, N., Mousapour Mamoudan, M., & Bozorgi-Amiri, A. (2023). Effective machine learning, meta-heuristic algorithms and multi-criteria decision making to minimizing human resource turnover. *Applied Intelligence*, *53*(12), 16309–16331. https://doi.org/10.1007/s10489-022-04294-6
19. Rodgers, W., Murray, J. M., et al. (2023). An artificial intelligence algorithmic approach to ethical decision-making in human resource management processes. *Human Resource Management Review*, *33*(1), Article 100925. https://doi.org/10.1016/j.hrmr.2022.100925
20. Pan, Y., & Froese, F. J. (2023). An interdisciplinary review of AI and HRM: Challenges and future directions. *Human Resource Management Review*, *33*(1), Article 100924. https://doi.org/10.1016/j.hrmr.2022.100924
21. Avrahami, D., Pessach, D., et al. (2022). A human resources analytics and machine-learning examination of turnover: Implications for theory and practice. *International Journal of Manpower*, *43*(6), 1405–1424. https://doi.org/10.1108/IJM-12-2020-0548
22. Alsaadi, E. M. T. A., Khlebus, S. F., & Alabaichi, A. (2022). Identification of human resource analytics using machine learning algorithms. *TELKOMNIKA (Telecommunication Computing Electronics and Control)*, *20*(5), 1004–1015. https://doi.org/10.12928/TELKOMNIKA.v20i5.21818
23. Hilliard, A., Guenole, N., & Leutner, F. (2022). Robots are judging me: Perceived fairness of algorithmic recruitment tools. *Frontiers in Psychology*, *13*, Article 940456. https://doi.org/10.3389/fpsyg.2022.940456
24. Yuan, S., Qi, Q., et al. (2022). Human resource planning and configuration based on machine learning. *Computational Intelligence and Neuroscience*, *2022*, Article 3605722. https://doi.org/10.1155/2022/3605722
25. Yoon, S. W., Han, S. H., & Chae, C. (2024). People analytics and human resource development: Research landscape and future needs based on bibliometrics and scoping review. *Human Resource Development Review*. https://doi.org/10.1177/15344843231209362
26. Ekuma, K. (2024). Artificial intelligence and automation in human resource development: A systematic review. *Human Resource Development Review*, *23*(2), 199–229. https://doi.org/10.1177/15344843231224009
27. Suri, N., & Lakhanpal, P. (2024). People analytics enabling HR strategic partnership: A review. *South Asian Journal of Human Resources Management*, *11*(1), 130–164. https://doi.org/10.1177/23220937221119599
28. Belizón, M. J., et al. (2024). Human resources analytics in practice: A knowledge discovery process. *European Management Review*, *21*(3), 659–677. https://doi.org/10.1111/emre.12605
29. Sakib, M. N., Chowdhury, S. R., et al. (2024). How HR analytics evolved over time: A bibliometric analysis on Scopus database. *Future Business Journal*, *10*, Article 87. https://doi.org/10.1186/s43093-024-00375-9
30. McCartney, S., & Fu, N. (2024). Enacting people analytics: Exploring the direct and complementary effects of analytical and storytelling skills. *Human Resource Management*, *63*(2), 187–205. https://doi.org/10.1002/hrm.22194

*Corresponding Author: Rajendra Asuri
© Copyright 2025 GSAR Publishers All Rights Reserved

This work is licensed under a Creative Commons Attribution-NonCommercial 4.0 International License.