



A Research of Reviving Economy and Finance Innovation like GDP Indicator in light of Various Region & Country on Fellows Sustainably

By

Run Xu

Gyeongsang National University, School of Nano New Materials Engineering, Jinju-Si 52828



Article History

Received: 05/07/2025

Accepted: 12/07/2025

Published: 14/07/2025

Vol – 4 Issue –7

PP: - 54-57

Abstract

Because the economy could depend on the high-technique research and development whose role may be important like AI (artificial intelligence) product on Yushu Technology corp. In China and Boston dynamic corp.. The former's humanoid robot will have swift and rapid feature while the latter may have men-like and accurate one. They are about to become future AI robotic start-profile to encourage us to progress further steps to consider the cost budget and materials, working stability etc. manufacture problem. So the economy influences the high-technique field skill and product research & development largely through joining to the research's many respects like human resource, materials and capital expending etc.. however, those support may be completed the manufacturer plan and determined by government institution, so they must guarantee the requested profit which can be burden mostly by manufacturer or the bilateral burden like advantage items for example the new energy project, ocean project, aerospace engineering, drug making, food product. So the primary, secondary industry and service sector (Tertiary industry) will be developed broadly to satisfy the human being demand more and more. Therefore, we may enjoy the cutting-edge-field product and service early and aim for exploring aerospace even astronautic story in the end. Meanwhile, through learning their knowledge published in journal we could proceed the relevant project research and development to apply to make samples to certify the error deviation for those data and their correct so as to extend our research scope and further direction as to a certain products.

Keywords: study; revive; economy & finance innovation; GDP indicator; various region & country; fellows; sustainably

1. Introduction

The economy GDP (Gross domestic product) will reflect one country and region economic development degree with value so it is an important factor affecting our live quality closely. Moreover its value can be compared with different one to find the difference among them so we may clarify the actual economy position and level for us to consider and take a tactic. So how to enhance the GDP gradually with blue-diagram will become a government's necessary task in front of us, which may be determined by us whether or not to adopt a rapid method to promote it. We should promote it according to itself actual situation like labour force and capital & necessity analysis so the speed can be controlled by national institution and monitor one. Because we are existing in a reformation period like internet formation and electronic monitor time we can not cover us in a close space so the common developing requirement may be advocated by our citizen and government. [1~7] Thereby we need to adopt a

necessary method to improve our life level to more advancement which may be a tendency for us to make a plan diagram to develop the economic GDP urgently. However some parameters may be proposed by institution of government which may become the next season or year indicator let us chase and achieve because current situation is in a higher developed one like 150,000 dollars per capita in China. We should constantly open seminar to explore the current economic speed so as to maintain a toughness development but only a rapid within one time. We still need to develop economic GDP with long time in ten years even twenty years later. [8~20] At the same time the high-tech product may promote the economic GDP development since it has the promise perspective in future, so the more advanced high-tech level will create higher GDP enhancement meantime. On the other hand, the new industrious chain may be formed through innovating product which may progress the actual economy forwards and sustainably.

2. Discussions

The top GDP will reflect the most developed level in a country and province, city, so the more attention to it can be necessary and important from those fields. Maybe one regional economy develop may include many aspects to determine their economy level like high-tech product including new electric vehicle and big plane & bio-chemistry etc., foreign trade and special product including drug material and food process etc..we should prepare the each measure to realize those high-profit product to sell the regional even the world market so as to record the high-tech product etc. into foreign export trade as soon as possible which may result in the big prosperity and benefit before and within the emerging market meeting.

2.1 Global top city & province's GDP rank

The global top cities GDP ranking would display 1,160BD(billion dollars)~378BD by New York state~Osaka city in 2009 in terms of Figure 1 and whose variation attained 3.1 times expressed the New York city strong economy entity and development. Moreover, the ones above 600BD have Tokyo, Florida & Illinois additionally while the Osaka city and Guangdong remained in 400BD~600BD zone in the same year.

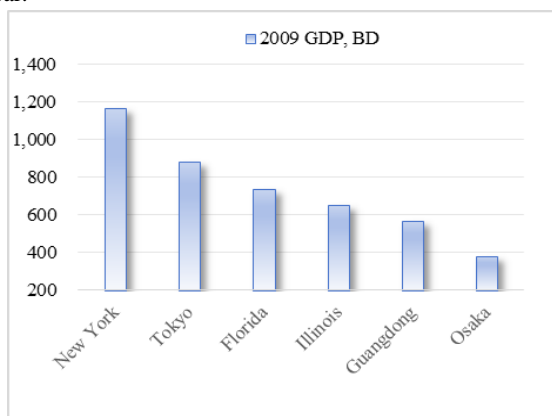


Figure 1 The global top cities GDP comparison. [1]

Moreover, the global top cities GDP ranking would display 1,848BD(billion dollars)~374BD by New York state~Osaka city in 2020 in terms of Figure 2 whose variation attained 4.9 times expressed the New York city strong economy entity and development. At the same time, the ones above 1,000BD have Guangdong, Florida & Tokyo additionally while the Osaka & Illinois city remained in 200BD~1,000BD zone in the same year.

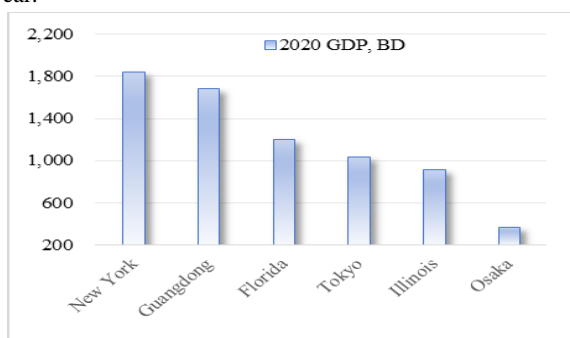


Figure 2 The global top cities GDP comparison. [1]

In addition, the global top cities GDP ranking would display 160BD(billion dollars)~37BD by New York state~Kanagawa county in 1975 in terms of Figure 3 whose variation attained 4.3 times expressed the New York city strong economy entity and development. At the same time, the ones above 80BD have Illinois, Tokyo additionally while the Florida state & Aichi county remained in 40BD~60BD zone in the same year.

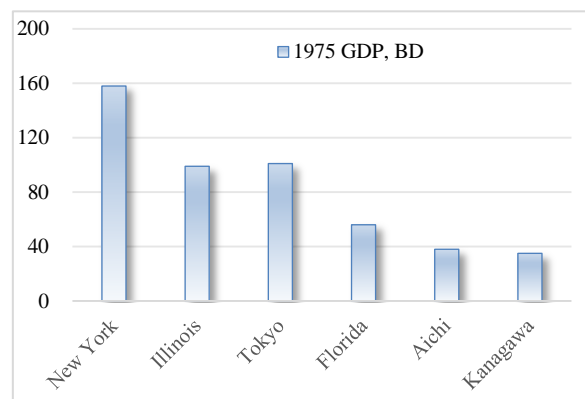


Figure 3 The U.S. and Japan GDP show in 1975.

2.2 Journal introduction

The International Research Journal of Economics and Management Studies(IRJEMS) is a peer-reviewed and open access international academic journal that publishes high quality and original research papers, reviews, and case studies related to all areas in Management and Economics, cordially invites you to submit or recommend manuscripts/papers of your research, review, or study. Meantime, the benefits for authors can include the below in detailing. 1. Fastest reviewing and publishing process; 2. Both soft and Hard Copies (On-Demand) of the Certificate will be provided to all the paper authors; 3. Open Access to all published articles; 4. Electronic citation and linking via DOI increases the discoverability of your work; 5. Greater impact, reach, and visibility of your research through open access; 6. High Indexing process; 7. submission of your work to major indexing and abstracting databases; 8. Quick, efficient publication with full transparency on all publishing metrics and turnaround times. [2]

The paper submission will be under reviews by editors & experts, and please submit paper to this address editor@irjems.org. Publication of any articles/manuscripts in IRJEMS requires strict conformance to the paper template. Please download and review the template in MS Word (DOC) However, the initial submission of a manuscript does not need to be compliant with the template.

2.3 Asian four dragons GDP ranking

The Asian four dragons and China GDP could display 1,750 BD(billion dollars)~650BD by Korea~Anhui province in 2023 respectively in light of Figure 4. Moreover, the Guangdong province realized the most high GDP with 1,900BD to express the strong economy status and explosiveness power occupied the first position. At the same time, the Shandong province recorded the more than 1,000BD additionally while the Taiwan and Fujian province recorded

about 800BD value level. In contrast, the Guangdong and Shandong variation might indicate 2.35times with not small one explained the former economy prosperity.

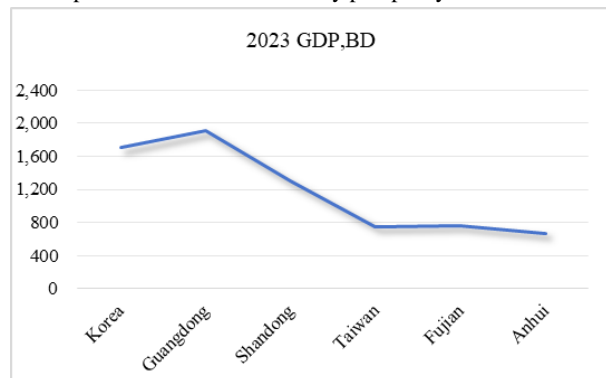


Figure 4 The China provinces & four little dragons GDP comparison in 2020. [3]

Meanwhile, the Asian four dragons and China GDP could display 1,650 BD(billion dollars)~510BD by Korea~Shanghai city in 2018 respectively in light of Figure 5. Therein, the Korea realized the most high GDP to express the strong economy status and power occupied the first position. At the same time, the Guangdong province & Shandong city recorded the more than 1,000BD additionally while the Taiwan and Fujian province recorded about 600BD value level. In contrast, the Guangdong and Shandong variation might indicate 3.33times with not small one explained the former economy prosperity.

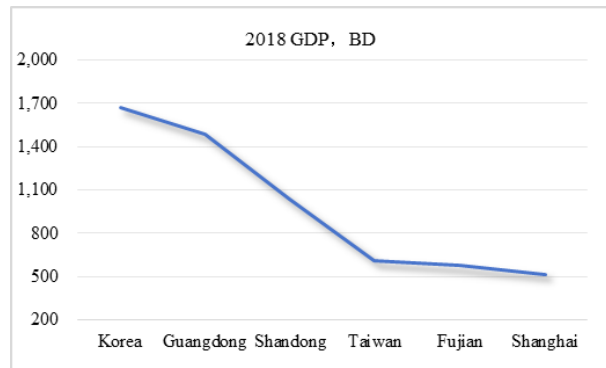


Figure 5 The China provinces & four little dragons GDP comparison in 2018. [3]

2.4 HK & Capital city GDP

The Hong Kong & Capitals city would display 150BD(billion dollars)~85BD by Hong Kong ~Hangzhou in 2010 accordingly in terms of Figure 6 on China. The ones above 100BD will become Guangzhou city expressed their good performance occupied the first position firmly. In contrast, the variation between Guangzhou and Chengdu city can indicate 2.7 times with big one to explain the Guangzhou economy strongness and explosiveness.

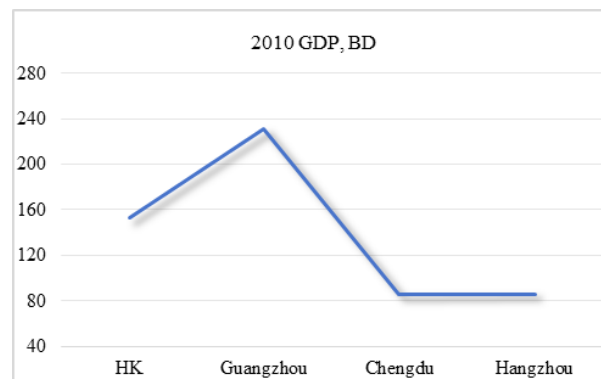


Figure 6 The HK & China capital GDP comparison in 2010. [4]

Overview, we believe that the correct decision could make profit in our economic activities like enterprise management specially in financial report and GDP indicator tendency for the sake of programming the economic even financial innovation. Therefore, the narrative discussions may be processed as below in details from the enterprise profit and management to region GDP alignment correspondingly. On the other side, the scholar's paper would express the new innovative idea and methods most lately in relevant journal so we need to concentrate on its latest development status by the university, which may indicate a certain development exploration for us to consider more carefully and prudently.

3. Conclusions

There are many endeavour happened in China University which may include many top departments in the world, so that those advantage needs to be inherited and expanded new derivation to develop the advanced ones continuously. Still we need more advanced scientist and experts to return back for them to search more deepened field like AI, robot, quantum, medical etc many cutting-edge-field continually from abroad and domestic for the sake of enhancing our technique capacity with high-level experience & knowledge in our modern society. The urgent subjects still need many of us to proceed our efforts to the sophisticated experimental and theoretical ones sustainably so as to develop our life quality stably and rapidly so that we could lead the world advance technique to from more senior products to be entry the current and future market constantly. Meantime, many educated talents should be recruited by many manufacturing department and college subjects to ensure that the enough good level ones is able to process their specialized work with a sustainable actuality. So that many new subjects will be formed like interdisciplinary subjects and fringe ones to afford many work opportunities, and in final those behavior may improve and promote our GDP value and speed since their high-value products can be created from many makers continuously which may influence our the whole GDP. On the other side, many academy papers will be formed from all of place like university, institution & maker R&D department in public journal for us to read easily in the internet directly which might affect our awareness development and expend our imaginative limitation.

Foundation

This paper was supported by the Korean Science & Engineering Fund under the Granted No. 96-0300-11-01-03 with Specified Basis Research Program.

Conflict of Interest

The authors declared that there were not conflicts of interest to disclose.

References

1. City GDP, Tencent News, Wechat, June 27, 2025
2. E-Mail, July 1, 2025, Internet
3. GDP for four dragons, Tencent News, Wechat, July 3, 2025, Internet
4. HK GDP, Tencent News, Wechat, July 3, 2025, Internet
5. Run Xu, The Relationship between Force and the Temperature & Length within one Cycle in Engine Cylinder, Saudi Journal of Engineering and Technology, Nov, 2020, 5(11): 457-459 DOI : 10.36348/sjet.2020.v05i11.010 **Impact factor 1.2**
6. Run Xu, The Chinese Advantages Compared with Developed Country in New and Old Energy Converting & Manufacture Technology, Saudi Journal of Engineering and Technology, Nov, 2020, 5(11): 410-412, DOI : 10.36348 /sjet,2020.v05i11.001 **Impact factor 1.2**
7. Run Xu, Research on the Automatic Production & Equipment in Korea Japan and China, Saudi J Eng Technol, Nov, 2020; 5(11): 416-418, DOI : 10.36348/sjet, 2020, v05i11.003
8. Run X, Tip Speed Ratio & Pitch Angle Relations of Wind Turbine Blade, **Social Science learning Education Journal**, 2020, 5 (09) September, 340-341, DOI: [https:// doi.org/10.15520/ sslej.v5i07.2717](https://doi.org/10.15520/sslej.v5i07.2717) **Google Scholar, CrossRef**
9. Run X, Modeling Control in Thread Process of Screw, **Social Science learning Education Journal**, 2020, 5 (08) August, 279-283, DOI: [https:// doi.org/10.15520/ sslej.v5i07.2697](https://doi.org/10.15520/sslej.v5i07.2697) **Google Scholar, CrossRef**
10. Run Xu , Dynamics Equations of Wind Turbine Blade, **Social Science learning Education Journal, Volume 05 (07) July 2020**:258~264, DOI: [https://doi.org/ 10.155 20/3sslej.v5i07.2695](https://doi.org/10.15520/3sslej.v5i07.2695)
11. Run Xu, Parameters Simulation of Missile Track Trace With Linear & Exponential Equation, **Social Science learning Education Journal**, 2020, August, 5(8), 284- 288, DOI: [https://doi.org /10.15520/sslej.v5i 08.2698](https://doi.org/10.15520/sslej.v5i08.2698) **Google Scholar, CrossRef**
12. Run Xu, Cost Control with Modeling in Motor Housing Process[J], International Journal of Plant Engineering and Management, 2020, March 25(1):51~64, DOI:[10.13434/j.cnki.1007-4546.2020.0105](https://doi.org/10.13434/j.cnki.1007-4546.2020.0105) **EI**
13. Run Xu. The Cost Control of Motor Housing Process [J] , International Journal of Plant Engineering and Management , 2019, September 24 (3) :187~192 , DOI:[10. 13434/j.cnk i.1007-4546.2019.0306](https://doi.org/10.13434/j.cnki.1007-4546.2019.0306) **EI**
14. Run Xu, The Simulation on Dynamic of Rotary Inertia and Engine's Inflamer in Light Vehicle [J] , Journal of Mechanical Engineering Research, 2020, September 03 (02) :1~6 , DOI:[https://doi, org/10.30564/jme_r.v3i2.1774](https://doi.org/10.30564/jme_r.v3i2.1774) **Scopus, Google Scholar, CrossRef, Scilit , Cnki**
15. Run Xu , Boyong Hur, The Dynamic Simulation of Rotary Inertia on Light Vehicle -Slope I [J] , Journal of Mechanical Engineering Research, 2020, September 03 (02) :7~10
16. Run Xu, The Modeling of Power and Parameters on Wheel Hub for Motor in Forging Press, Scholars Journal of Engineering and Technology, 2021,9(7): 64~68 **Impact factor 2,14**
17. Run Xu , Screw Analysis of Head broken in Process[J] , International Journal of Plant Engineering and Management, 2019, 24 (2):126~128 , DOI:[10.13434/j.cnki. 1007-4546.2019.0209](https://doi.org/10.13434/j.cnki.1007-4546.2019.0209) **EI**
18. Run, X, The Dynamics of Torque and Force on Hammer with Six Freedoms by Lagrange Equation in Robotic Arm , Social Science learning Education Journal , 2020, 5 (08) August, 300~ 309 , DOI 10.15520/sslej.v5i08.2705 **Google Scholar, CrossRef**
19. Run Xu, The Dynamic Equation on Hammer with Lagrange in Robotic Arm, **Social Science learning Education Journal**, 2020, August, 5(8), 297-300, [https://doi,org/10.15520/sslej.v5i0 8.2703](https://doi.org/10.15520/sslej.v5i08.2703)
20. Run Xu, Convergence Proving of the Theoretical & True Elongation Inequalities by Derivation and Analogy[J], Journal of Metallic Material Research, 2020, April 3(1) : 15~19 , DOI:[https://doi,org/10.30564/jmmr.v3i1.1757](https://doi.org/10.30564/jmmr.v3i1.1757)