

## SOLUTIONS TO DEVELOP THE STYLE OF SINGING MUSIC FOR MUSIC STUDENTS IN CURRENT VIETNAM MUSIC TRENDS

*MSc. Pham Thi Hai*

Thanh Hoa University of Culture, Sports and Tourism, Vietnam



### Article History

Received : 23/05/2022

Accepted : 25/05/2022

Published : 27/05/2022

**Corresponding author:**

*MSc. Pham Thi Hai*

### Abstract

In the new context of today's music industry, music training in general and vocal training in particular at music training institutions in Vietnam have always received the attention of leaders and society. To bring the development of art culture to meet the situation in the new period. In vocal teaching training in Vietnam today, music researchers have divided into three vocal styles: Chamber style, erotic musical style (songs with erotic music), and light music style (such as music style). Pop, Rock, Ballade...) Of which, the most popular in music life is light music, trending in the era. With an easy-to-remember melody, there is always variety, changes from time to time contain emotions and thoughts of young people, and is often posted on mass media ... so young music is always crowded. The island youth welcomes.

**Keywords:** Light music; Vietnam; Music; Student; Solution

## Introduction

### The basics of light music singing

Art is creativity, art teachers teach creativity. Through the study of teaching soft music style as well as studying through textbooks, I boldly give my thoughts on: "Some solutions to develop the soft music singing style for vocal students in current Vietnamese music trends.

It is not enough to have a good natural voice if you want to become a professional singer... One of the important issues is to learn the Vocal technique, first of all, you need to master the basic techniques, and master your voice to gradually develop your voice. Vocal teaching is a complicated and extremely difficult job because the art of singing is created from a live instrument - the human body, all changes in the mind and physiology of the singer are affected. affect the quality of singing.

As we all know, when people study, research, or work in any field, they need to have bravery and skills to show bravery, because people are always affected by the natural environment. the social environment and own practical activities.

For the field of musical arts, it is very important to study and practice performing skills and practice, especially for majors in Vocal or Instrumental performance. With style, performance skills, and lots of practice, they will master the performance process, and

realize the goals, requirements, and quality of the performance. Thanks to that, the children showed their full performance ability, technical ability, and musical expression...

### Light music style

#### 2.1. Light music style concept

Through research, we temporarily understand that: "Light music is a genre of contemporary music (contemporary music) that is easy to listen to, easy to remember, and accessible to bring comfort to listeners... Light music is usually Written in genres: Pop Ballad, Slow, Boston, Valse, Cha cha cha, Bossanova, Dance...

In the world, in some countries with developed music industries, leading music experts have defined contemporary music as follows:

Contemporary music means the variety of things and phenomena affecting the diversity of people. To organize a range of knowledge into a musical strategy sketch. Contemporary Australian music is defined as the composition, recording, and performance of people. Which includes unlimited genres such as Rock, Pop, Hippop, Jazz, Electronic music, Dance music, Country, Folk or erotic, and experimental music (Definition of the Institute for Strategic Research and Development). Australian Federal Government Contemporary Music 2010).

Berklee Academy of Music in Boston, USA is currently the most prestigious and famous school in the world for training in contemporary music. There are opinions expressed about Contemporary Music

Sean McMahon - Chairman of the Film Scoring Department at Berklee Academy: "Contemporary music is the result of the intersection of composition and technology. Therefore, technology changes very quickly so do composition and contemporary music. Although the Learning program relies heavily on technology, we do not teach technology software. We teach principles because principles do not change. And if students understand the principles, they will be able to adapt to new technological tools. To survive in the profession requires lifelong learning."

The requirement to become a light music singer requires a convergence of many factors, not only having musical qualities but also needing to practice vocal technical ability, performance ability, and musical expression.... Vocal music classification is an extremely important first job for a later vocal training process. Teachers need to carefully learn when playing music and vocal types to come up with appropriate teaching methods. Based on the characteristics of the voice types to make music. The characteristics of different types of voices can be mentioned such as pitch, timbre, and notes of transition. Because there are many different types of vocals with their characteristics, there are vocals that can be immediately graded by the teacher, but there are also cases where it takes time to practice and then be able to determine the music.

In the teaching process, the identification of vocals as above is relatively accurate. However, the teacher should be careful in creating vocal music for students. The teacher has to let the students practice for a while before concluding the student's voice. From there, it is possible to give the right directions to study as well as develop the student's voice.

In song compositions written for traditional, classical, and erotic music, the vocal range is often very wide and requires the singer to

sing the high notes usually reserved for soprano (soprano), male teno (male) high).

For light music, three basic elements are: the work - actors (singers and musicians) - The orchestral arrangement - are inseparable. Combining elements such as costumes, sound, light, and musical arrangement... are indispensable elements for the successful performance of a light music song. Because a piece of light music that is fully perceived by the public must be really "satisfying" in both content and form. With style, performance skills, and lots of practice, they will master the performance process, and realize the goals, requirements, and quality of the performance. Thanks to that, the children showed their full performance ability, technical ability, and musical expression...

### 2.2. Developing students' ability to sing soft music style

Music classification by vocal type


Vocal music is an extremely important first job for the later training of a voice. Teachers need to carefully learn when playing music and vocal types to come up with appropriate teaching methods. Based on the characteristics of the voice types to make music. The characteristics of different types of voices can be mentioned such as pitch, timbre, and notes of transition. Because there are many different types of vocals with their characteristics, there are vocals that can be immediately graded by the teacher, but there are also cases where it takes time to practice and then be able to determine the music.

According to pedagogy Trung Kien, how to make music, type of voice through timbre, pitch, and position of transition notes are as follows:

- Soprano (Soprano): includes dramatic soprano, lyrical soprano, and colorful soprano.


In these types of sopranos, music shows more specific cases such as dramatic soprano, colorful lyrical soprano, and colorful dramatic soprano.

The vocal range is usually from notes c1 to c3




Mezzo: is an intermediate voice between soprano and mezzo-soprano. The soprano voice is also divided into soprano, soprano, and soprano.

The vocal range of the voice is usually from a to a2, there are cases of singing up to b2, but it is very rare.



The timbre characteristic of the soprano's voice is usually warm, thick, strong, and resounds steadily.



Transition Notes                      Rare                      Transition Notes

- Bass female voice (Alto): this is a voice with a very beautiful timbre in low notes, warm, thick, full, but also a rare voice.



The vocal range is usually from f to f2, there are cases of vocals going up to a2, but that is a very special case.



Transition Notes                      Rare                      Transition Notes

In the teaching process, the identification of vocals as above is relatively accurate. However, the teacher should be careful in creating vocal music for students. The teacher must let the students practice for a while before concluding the student's voice. From there, it is possible to give the right directions to study as well as develop the student's voice.

When new Vocal students enter the school, many cases have not yet developed their voices, so some teachers have misjudged Soprano's voice to Mezzo's voice, but in the process of learning, many students have developed their voices. higher, so the voice must be redefined. On the other hand, due to the development requirements of society, many children tend to follow light music and sing with real voices, so they are easily mistaken for a Mezzo voice or Alto's voice. Of course, the color factor of the voice always holds the most important position in determining the voice.

### 2.3. Measures for self-training works - thinking of singing light music in vocal students

Through the experience gathered from the musical composition in the learning process as well as the teaching observation from the lecturers, we have drawn the steps to self-practice in vocal compositions as follows:

#### Step 1: Practice rhythm

It is important to learn the notes and rhythms of the songs first. Take the time to read the whole thing rhythmically, or clap your hands... to the beat. Use a metronome to keep the beat steady and don't skip this step just because you already know the songs on tape. Recording artists are comfortable with notes and rhythms. It is necessary to know the original notes and rhythms to see the

author's ideas and thereby find your style. From once-famous songs, singers made songs bearing their names and transformed them into songs that live forever with time and until now are still loved by the audience with remixes. the ingenuity of young musicians, mixed with a singing style that varies from genre of music to cover variations, mashups... however, in some styles we can act freely with tempo, but some styles otherwise, that freedom is not appropriate...

#### Step 2: Practice the melody

After reading the rhythm, play the melody on the piano. Learn to form melodies and replay complex intervals, without needing to keep the tempo. Is this tune in my voice range? Can you sing the whole song without stress?

If you feel the song is too high or too low, try singing in different tones. Once the stone has been decided, the voice needs to be rewritten according to that tone.

Identify where breathing is required and mark (ˆ) in the track. This basic work will save time in the long run if you mark up well, you won't have trouble breathing in the middle of a word or gasping at the end of a sentence.

#### Step 3: Practice the technique of voice shifting

Vocal shifting is a relatively difficult technique for students, and practicing to shift pitch is a long and regular job. Practicing the first register can help improve the quality of mid and low voices by increasing flexibility and creating a feeling of freedom when singing high notes.

The middle voice when singing is mainly singing with the real voice, and when we hit the high note, we use the mixed voice. Blending is a method of coordinating muscular action during singing that is used to blur clarity between different vocal ranges for seamless vocal transitions. First, let's gently switch from one note to another when the voice drops to soften and become smoother, repeat many times to form a habit.

According to Anne Peckham's point of view in the book *How to train your voice to become a singer*, she gave 6 ways to apply when changing the pitch as follows:

- Use the first voice even if the transition is not smooth. Smooth transitions are only achieved with practice... Enhancing and strengthening your head voice helps you achieve more tonality and greater range.
- Exercises with descending pitches can help blur the boundaries between vocal ranges. Makes transitioning to low tones easy.
- Practicing the first vocal range can increase flexibility and create a feeling of not being afraid when singing high notes. Surfing exercises can help relax the larynx, making it easier to change vocals.
- High notes: must be soft and precise to a high standard. Catch your voice at least one note higher than your public performance.

#### **Step 4: Feel and understand the music.**

Guide and let students listen, watch classical music works of famous singers in light music style and give comments as it helps us to have our concept of the song. Imitating singers' voices is not advisable. However, we can learn a lot from a song by watching the punctuation, tempo, emotion, tempo, and meaning. How did the singer in the song describe the melody, rhythm, and harmony? Is the tone of the recording higher or lower than the tone you are singing? Record the singer's voice. Do you like that voice? Is the singer's rhythmic feeling or harmonizing style the same as I imagined? How do you like it? What is the genre of the song? Answering these questions will give you a concept of your own.

#### **Step 5: Thinking about processing works**

The expression means adding one's expressions to the song. It could be the way the lyrics are presented, the personal style, the change of the melody, or the tempo. It is also adding changes to flower accents, and other harmonies, adding or removing vibrato, and adding and removing timbres. The description should only be done after completing the basic work on the piece of music.

The best way is to start by studying the music. Pay attention to the lyrics, the rest will come in the process of practicing and gaining experience. You have to understand what is being sung and try to express the emotions and feelings of the lyrics to the audience. Looking at yourself in the mirror, the small emotions appearing in your eyes will help you increase the emotional power of the song.

### **The role of the teacher in the method**

Renovating the teaching perspective to promote the positivity of students: Teaching in a suggestive way, creating opportunities for students to self-study and self-creative based on a system of

theories of professional knowledge; use an effective combination of teaching methods and suggestive methods, teaching means, teaching aids; Innovating the process in the classroom is also a form of teaching method innovation that promotes the activeness of students.

Diverse forms of classroom organization: Teachers work directly with each student in technical training, song editing, etc. Two teachers work with one student when implementing the content of editing and matching, many teachers work. With 01 students in the lesson, there are instructors, experts, interpreters, accompanists, etc. In addition, the form of organizing classes in combination with music and groups is a way for students to access diverse subject content. more, the lesson will be more lively... For each content, there will be an appropriate form of organization and PP selection...

Improving the learning environment: The ideal learning environment in professional vocal teaching must ensure the following factors: adequate facilities, amenities, and a friendly and open interactive relationship between teachers and students. SV.

Effective use of teaching media: Teachers need to have knowledge and understanding of the voice, know how to influence each part appropriately, and use the correct function. Improving the hand of the piano helps teachers to play fluently with vocal patterns from easy to difficult, from slow to fast, from short to long, from simple to complex, and capable of displaying melodies of vocal works. , singing accompaniment for students... Effectively use other teaching aids such as radios, televisions, computers, sample music CDs, accompaniment CDs, sample singing CDs...

- To create excitement for students in learning and develop creative potential, it is necessary to keep a close relationship between Teacher and Student.

In addition to studying in the lecture hall during technical lessons, practicing practical skills is very important because if you only study in class. What teachers do not know, but students do not have an environment to practice practical skills, creativity and career development of students will be limited. Therefore, the teacher will help students practice practical skills through studying at the concert hall, they will be trained in performance skills with forms such as singing with the orchestra, learning choreography, listening to and watching typical works, performances of the world, and the country, and more importantly, participate in performances right at the faculty, at the school and perform at other schools. a major program of the Province.

### **Conclusion**

Light Music Style is always a new way of expressing music. To have good and professional performances, singers need to train themselves to have a strong and confident musical ability, but to be able to perform well, we need a lot of different factors, including the following: The important factor is to have a teacher who has experience in teaching light music and to recruit students with real musical talent.

Today, when society is increasingly developing, the needs of people's lives are also constantly growing. Music too, today's listeners always demand to enjoy music products that are not only good but also beautiful and lively in performance style. When singers perform works that want to impress and leave their own in the hearts of the audience, it is not enough to sing well, but they need to refine their appearance and combine them with a creative and unique performance style.

## References

1. Ngo Thi Nam (2008), *Hat II*, Pedagogical University Publishing House.
2. Nguyen Trung Kien (2002), *4-year high school vocal curriculum*, Hanoi Conservatory of Music
3. Nguyen Trung Kien (2001), *Vocal Pedagogy*, Ministry of Culture and Information, Hanoi Conservatory of Music, Institute of Music.
4. Anne Peckham (2002), *Method of voice training to become a singer*, Music Publishing House.